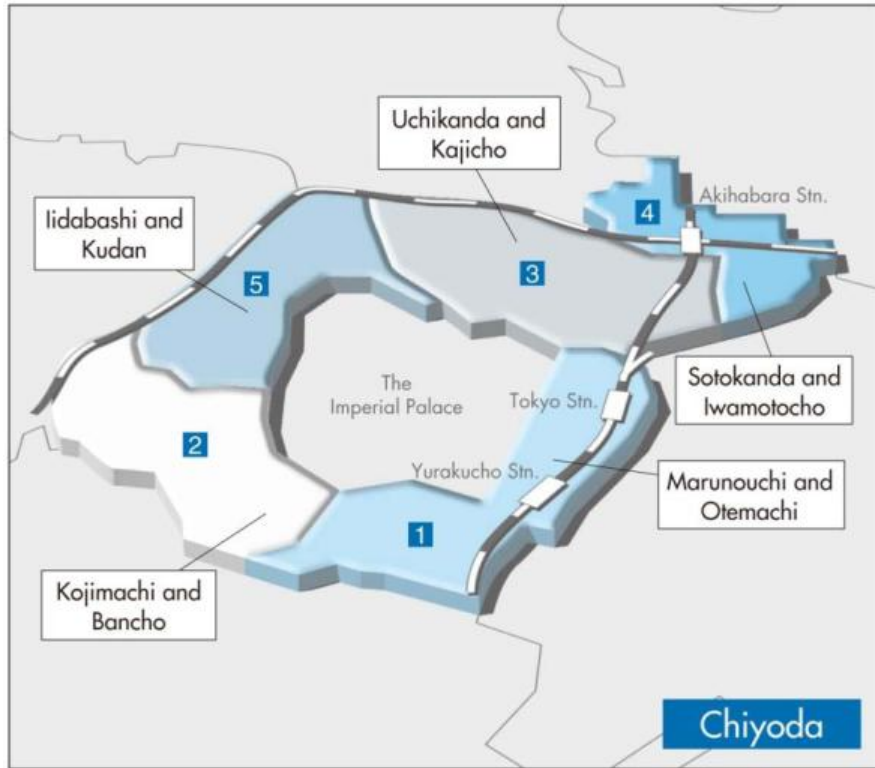
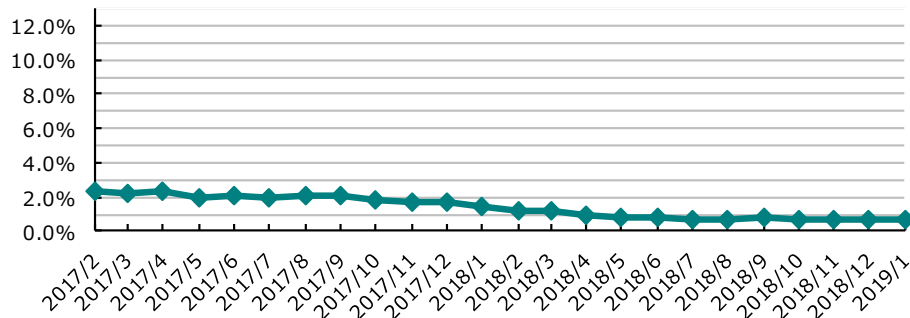


Chiyoda Ward



**Vacancy Rate of Large-Scale Buildings
(Floor Plate : 200tsubo or Larger)**



1 Marunouchi, Otemachi, Yurakucho, Uchisaiwaicho, Kasumigaseki

Floor Plate Size	Rent (¥/tsubo)	Deposit (¥/tsubo)
200tsubo or greater	41,480	497,760
100~199tsubo	31,595	379,140
50~99tsubo	insufficient data	insufficient data
20~49tsubo	23,250	224,000

2 Kojimachi, Bancho, Hirakawacho, Kioicho, Hayabusacho, Nagatacho

Floor Plate Size	Rent (¥/tsubo)	Deposit (¥/tsubo)
200tsubo or greater	26,429	317,143
100~199tsubo	21,521	246,891
50~99tsubo	18,592	185,288
20~49tsubo	15,643	109,418

3 Uchi-Kanda, Tacho, Tsukasacho, Mitoshirocho, Sudacho, Kajicho, Awajicho, Ogawamachi, Kanda-Surugadai, Jinbocho, Nishikicho, etc.

Floor Plate Size	Rent (¥/tsubo)	Deposit (¥/tsubo)
200tsubo or greater	26,676	320,118
100~199tsubo	21,739	247,696
50~99tsubo	16,215	147,800
20~49tsubo	13,434	87,312

4 Iwamotocho, Soto-Kanda, Higashi-Kanda, Kanda-Hirakawacho, Konyacho, Izumicho, Matsunagacho, Aioicho, Sakumacho, Kanda-Matsunagacho, etc.

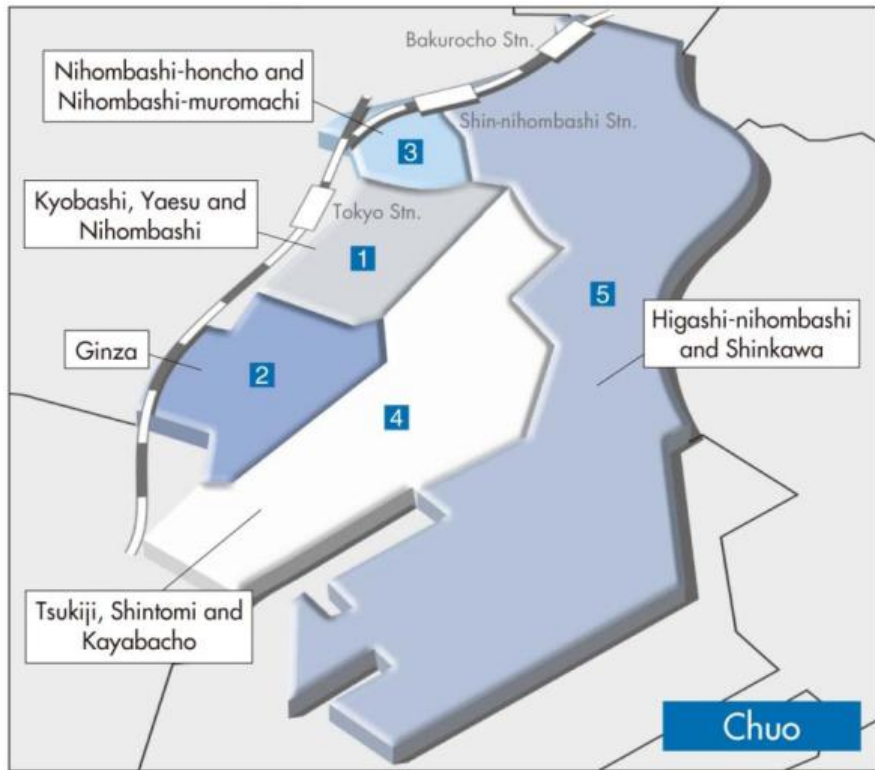
Floor Plate Size	Rent (¥/tsubo)	Deposit (¥/tsubo)
200tsubo or greater	23,333	272,000
100~199tsubo	19,105	188,847
50~99tsubo	14,011	114,846
20~49tsubo	13,199	85,181

5 Iidabashi, Fujimi, Kudan-Kita, Kudan-Minami

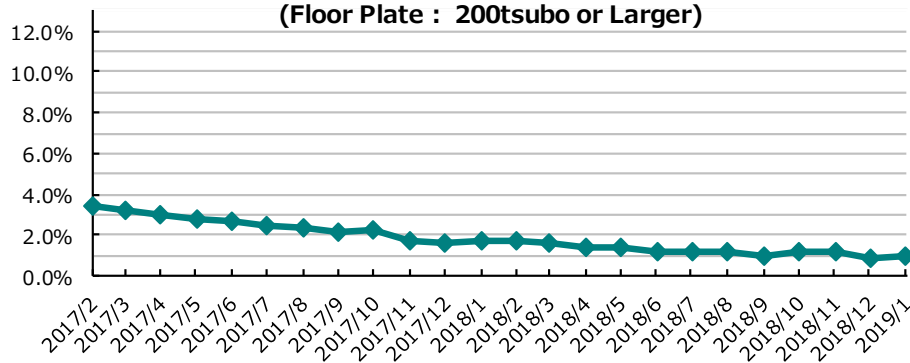
Floor Plate Size	Rent (¥/tsubo)	Deposit (¥/tsubo)
200tsubo or greater	19,133	174,746
100~199tsubo	19,143	215,143
50~99tsubo	16,398	136,654
20~49tsubo	13,846	81,051

*Above rent fee are including of maintenance fee. *'Insufficient Data' indicates less than 4 buildings was available in the area.

Chuo Ward



**Vacancy Rate of Large-Scale Buildings
(Floor Plate : 200tsubo or Larger)**



1 Kyobashi, Yaesu, Nihonbashi

Floor Plate Size	Rent (¥/tsubo)	Deposit (¥/tsubo)
200tsubo or greater	34,318	409,364
100~199tsubo	27,583	331,000
50~99tsubo	18,877	164,014
20~49tsubo	17,415	141,068

2 Ginza

Floor Plate Size	Rent (¥/tsubo)	Deposit (¥/tsubo)
200tsubo or greater	29,222	350,667
100~199tsubo	25,265	276,812
50~99tsubo	23,252	227,547
20~49tsubo	20,841	181,335

3 Nihonbashi-Honcho, Nihonbashi-Muromachi, Nihonbashi-Hongokucho

Floor Plate Size	Rent (¥/tsubo)	Deposit (¥/tsubo)
200tsubo or greater	26,000	291,545
100~199tsubo	20,667	248,000
50~99tsubo	17,250	187,625
20~49tsubo	15,379	116,551

4 Tsukiji, Shintomi, Kabutocho, Kayabacho, Hatchobori

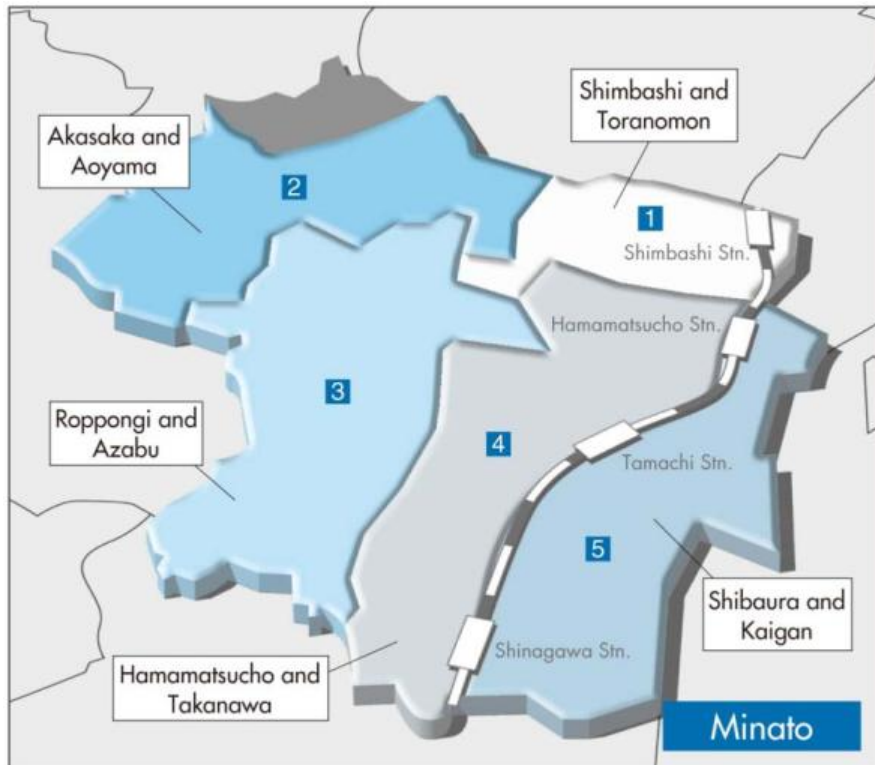
Floor Plate Size	Rent (¥/tsubo)	Deposit (¥/tsubo)
200tsubo or greater	23,900	273,091
100~199tsubo	18,114	195,971
50~99tsubo	15,119	121,234
20~49tsubo	13,314	89,423

5 Kobunecho, Ningyocho, Kakigaracho, Hakozaicho, Odenmachi, Kodenmachi, Kachidoki, Harumi, Horidomecho, Higashi-Nihonbashi, Irifune, Shinkawa, Hamacho, etc.

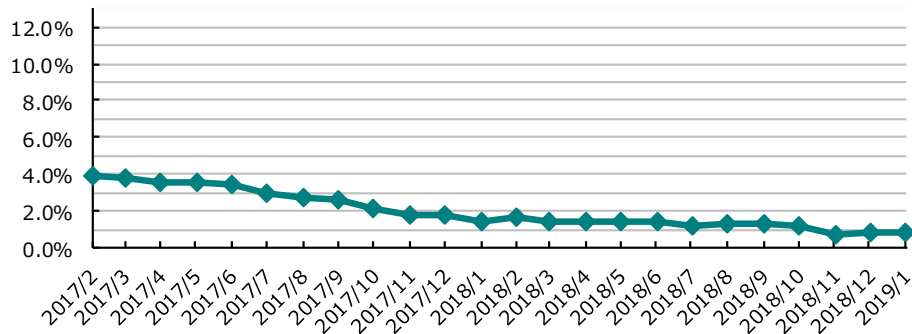
Floor Plate Size	Rent (¥/tsubo)	Deposit (¥/tsubo)
200tsubo or greater	18,214	210,381
100~199tsubo	15,680	166,657
50~99tsubo	13,309	120,042
20~49tsubo	11,669	72,150

*Above rent fee are including of maintenance fee.

Minato Ward



**Vacancy Rate of Large-Scale Buildings
(Floor Plate : 200tsubo or Larger)**



1 Shimbashi, Higashi-Shimbashi, Nishi-Shimbashi, Toranomon, Atago

Floor Plate Size	Rent (¥/tsubo)	Deposit (¥/tsubo)
200tsubo or greater	30,971	371,657
100~199tsubo	24,545	267,091
50~99tsubo	18,495	165,474
20~49tsubo	15,095	112,440

2 Akasaka, Moto-Akasaka, Kita-Aoyama, Minami-Aoyama

Floor Plate Size	Rent (¥/tsubo)	Deposit (¥/tsubo)
200tsubo or greater	30,135	354,385
100~199tsubo	25,961	273,455
50~99tsubo	19,593	173,923
20~49tsubo	18,650	150,568

3 Roppongi, Nishi-Azabu, Higashi-Azabu, Minami-Azabu, Moto-Azabu, Azabudai, Azabu-Juban, Azabu-Mamianacho, Shirokane, Shirokanedai, etc.

Floor Plate Size	Rent (¥/tsubo)	Deposit (¥/tsubo)
200tsubo or greater	29,853	358,235
100~199tsubo	22,231	253,231
50~99tsubo	19,060	148,723
20~49tsubo	16,209	93,289

4 Hamamatsucho, Shibadaimon, Shibakoen, Shiba, Mita, Takanawa

Floor Plate Size	Rent (¥/tsubo)	Deposit (¥/tsubo)
200tsubo or greater	24,800	294,902
100~199tsubo	20,500	225,034
50~99tsubo	16,428	155,188
20~49tsubo	14,338	97,082

5 Konan, Daiba, Shibaura, Kaigan

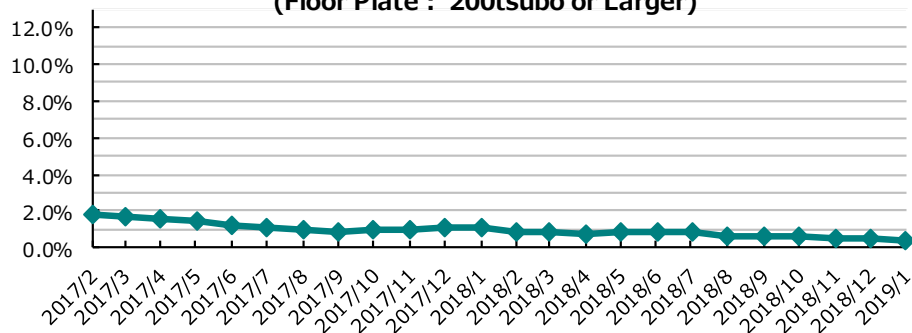
Floor Plate Size	Rent (¥/tsubo)	Deposit (¥/tsubo)
200tsubo or greater	24,421	285,726
100~199tsubo	18,875	199,000
50~99tsubo	16,207	139,604
20~49tsubo	11,844	57,279

*Above rent fee are including of maintenance fee.

Shinjuku Ward



Vacancy Rate of Large-Scale Buildings
(Floor Plate : 200tsubo or Larger)



1 Nishi-Shinjuku

Floor Plate Size	Rent (¥/tsubo)	Deposit (¥/tsubo)
200tsubo or greater	28,304	332,174
100~199tsubo	26,500	285,556
50~99tsubo	18,737	144,054
20~49tsubo	17,726	133,823

2 Shinjuku, Kabukicho

Floor Plate Size	Rent (¥/tsubo)	Deposit (¥/tsubo)
200tsubo or greater	26,000	312,000
100~199tsubo	18,619	173,835
50~99tsubo	17,424	137,421
20~49tsubo	15,296	98,221

3 Yotsuya, Ichigaya, Daikyocho, Shinanomachi, Arakicho, Tomihisacho, etc.

Floor Plate Size	Rent (¥/tsubo)	Deposit (¥/tsubo)
200tsubo or greater	25,750	309,000
100~199tsubo	16,167	151,000
50~99tsubo	13,708	86,152
20~49tsubo	12,621	61,574

4 Takadanobaba, Okubo, Hyakunincho, Kita-Shinjuku, etc.

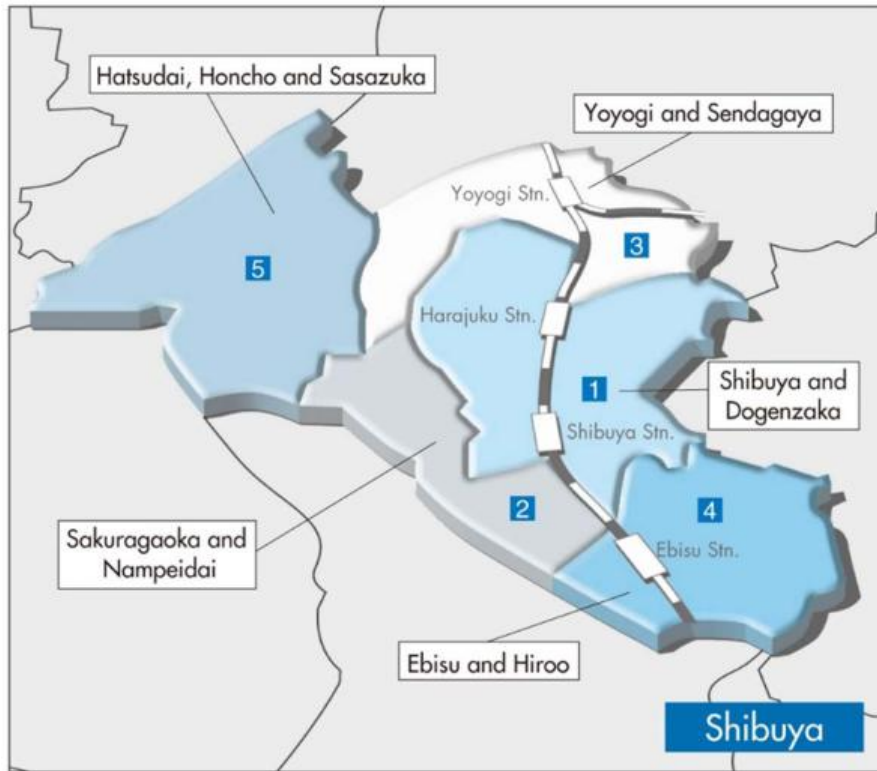
Floor Plate Size	Rent (¥/tsubo)	Deposit (¥/tsubo)
200tsubo or greater	17,167	192,000
100~199tsubo	15,223	140,994
50~99tsubo	14,856	114,394
20~49tsubo	13,013	54,989

5 Waseda, Kagurazaka, etc.

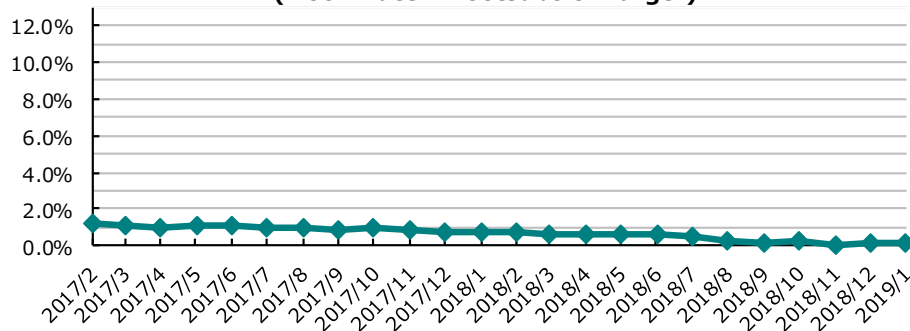
Floor Plate Size	Rent (¥/tsubo)	Deposit (¥/tsubo)
200tsubo or greater	insufficient data	insufficient data
100~199tsubo	17,202	160,811
50~99tsubo	13,347	104,394
20~49tsubo	11,222	54,064

*Above rent fee are including of maintenance fee. *'Insufficient Data' indicates less than 4 buildings was available in the area.

Shibuya Ward



**Vacancy Rate of Large-Scale Buildings
(Floor Plate : 200tsubo or Larger)**



1 Shibuya, Jingumae, Jinnan, Udagawacho, Dogenzaka

Floor Plate Size	Rent (¥/tsubo)	Deposit (¥/tsubo)
200tsubo or greater	30,889	345,333
100~199tsubo	29,579	340,000
50~99tsubo	24,492	245,990
20~49tsubo	24,035	188,598

2 Sakuragaokacho, Nanpeidaicho, etc.

Floor Plate Size	Rent (¥/tsubo)	Deposit (¥/tsubo)
200tsubo or greater	33,000	396,000
100~199tsubo	30,750	369,000
50~99tsubo	21,571	218,857
20~49tsubo	16,737	116,973

3 Yoyogi, Sendagaya

Floor Plate Size	Rent (¥/tsubo)	Deposit (¥/tsubo)
200tsubo or greater	30,000	360,000
100~199tsubo	22,473	229,309
50~99tsubo	17,612	144,224
20~49tsubo	16,937	107,025

4 Ebisu, Hiroo, Daikanyamacho, Higashi, Sarugakucho, etc.

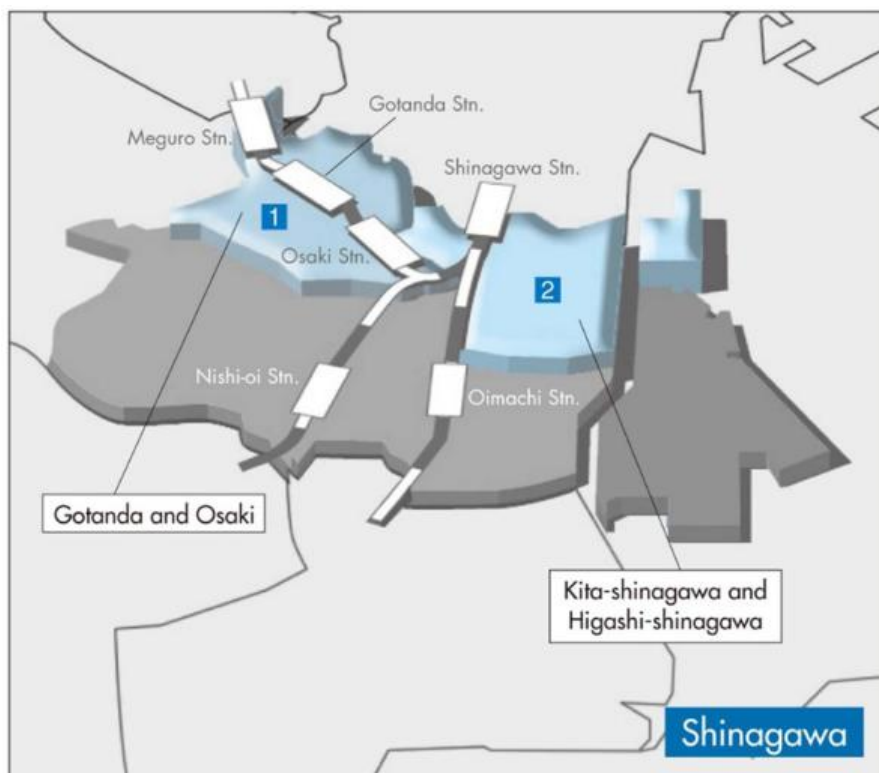
Floor Plate Size	Rent (¥/tsubo)	Deposit (¥/tsubo)
200tsubo or greater	30,400	364,800
100~199tsubo	27,714	306,857
50~99tsubo	20,488	211,463
20~49tsubo	19,293	145,610

5 Sasazuka, Hatsudai, Uehara, Motoyoyogi, etc.

Floor Plate Size	Rent (¥/tsubo)	Deposit (¥/tsubo)
200tsubo or greater	19,500	234,000
100~199tsubo	15,583	135,667
50~99tsubo	12,120	62,247
20~49tsubo	11,966	61,196

*Above rent fee are including of maintenance fee.

Shinagawa Ward



1 Higashi-Gotanda, Nishi-Gotanda, Osaki, Kami-Osaki, Osaki, Nishi-Shinagawa

Floor Plate Size	Rent (¥/tsubo)	Deposit (¥/tsubo)
200tsubo or greater	21,176	254,118
100~199tsubo	17,739	200,783
50~99tsubo	15,682	115,235
20~49tsubo	14,261	91,922

2 Higashi-Shinagawa, Kita-Shinagawa, Minami-Shinagawa

Floor Plate Size	Rent (¥/tsubo)	Deposit (¥/tsubo)
200tsubo or greater	19,222	217,333
100~199tsubo	14,171	148,123
50~99tsubo	14,300	105,800
20~49tsubo	10,581	41,477

*Above rent fee are including of maintenance fee.

**Vacancy Rate of Large-Scale Buildings
(Floor Plate : 200tsubo or Larger)**

