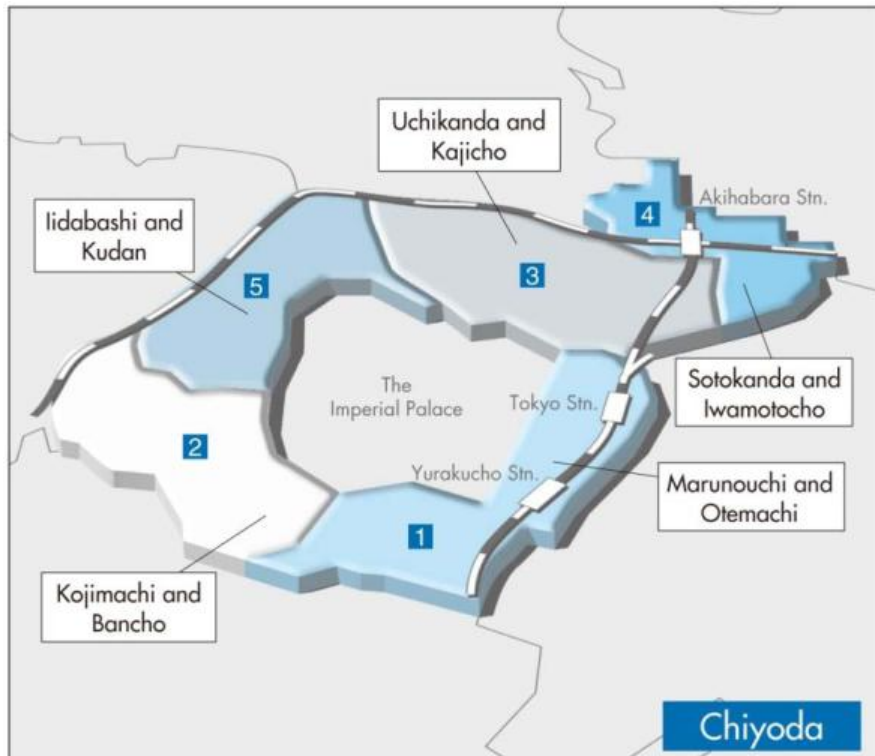
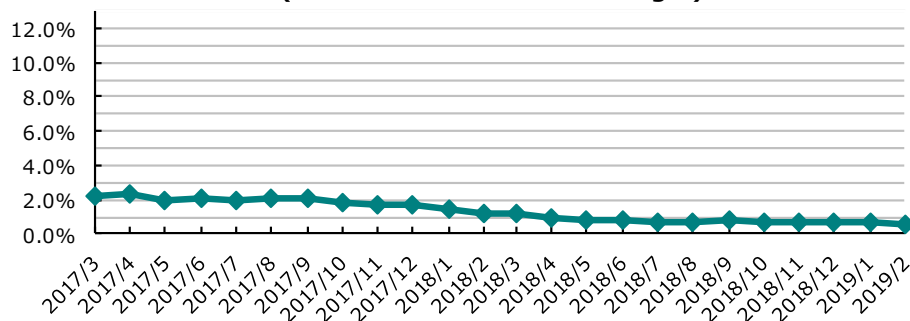


# Chiyoda Ward



**Vacancy Rate of Large-Scale Buildings  
(Floor Plate : 200tsubo or Larger)**



## 1 Marunouchi, Otemachi, Yurakucho, Uchisaiwaicho, Kasumigaseki

Floor Plate Size	Rent (¥/tsubo)	Deposit (¥/tsubo)
200tsubo or greater	41,038	492,461
100~199tsubo	34,000	408,000
50~99tsubo	insufficient data	insufficient data
20~49tsubo	23,250	224,000

## 2 Kojimachi, Bancho, Hirakawacho, Kioicho, Hayabusacho, Nagatacho

Floor Plate Size	Rent (¥/tsubo)	Deposit (¥/tsubo)
200tsubo or greater	26,412	316,941
100~199tsubo	21,568	246,978
50~99tsubo	18,874	188,324
20~49tsubo	15,519	112,963

## 3 Uchi-Kanda, Tacho, Tsukasacho, Mitoshirocho, Sudacho, Kajicho, Awajicho, Ogawamachi, Kanda-Surugadai, Jinbocho, Nishikicho, etc.

Floor Plate Size	Rent (¥/tsubo)	Deposit (¥/tsubo)
200tsubo or greater	26,688	320,250
100~199tsubo	21,048	239,857
50~99tsubo	16,306	147,765
20~49tsubo	13,460	87,690

## 4 Iwamotocho, Soto-Kanda, Higashi-Kanda, Kanda-Hirakawacho, Konyacho, Izumicho, Matsunagacho, Aioicho, Sakumacho, Kanda-Matsunagacho, etc.

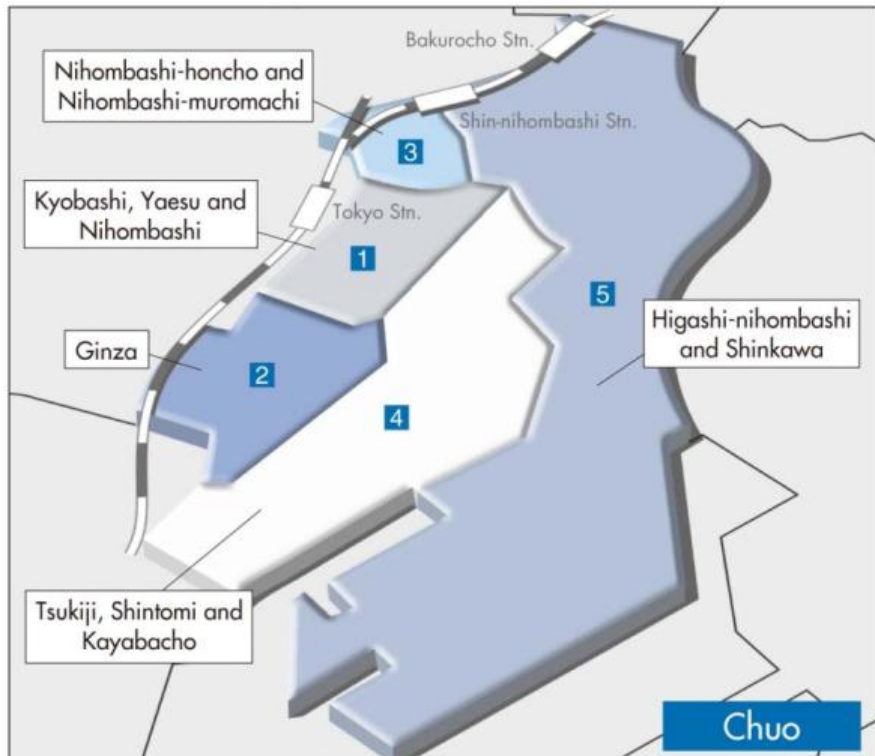
Floor Plate Size	Rent (¥/tsubo)	Deposit (¥/tsubo)
200tsubo or greater	23,333	272,000
100~199tsubo	19,363	194,749
50~99tsubo	13,792	107,872
20~49tsubo	13,405	85,673

## 5 Iidabashi, Fujimi, Kudan-Kita, Kudan-Minami

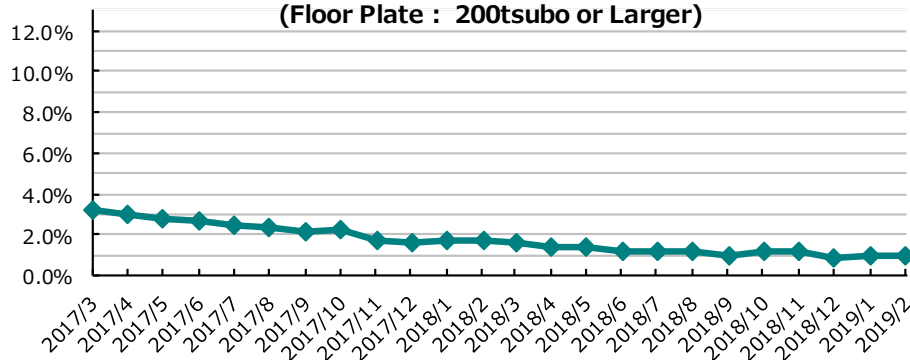
Floor Plate Size	Rent (¥/tsubo)	Deposit (¥/tsubo)
200tsubo or greater	20,307	212,597
100~199tsubo	19,222	207,333
50~99tsubo	16,565	138,082
20~49tsubo	13,653	75,430

\*Above rent fee are including of maintenance fee. \*Insufficient Data indicates less than 4 buildings was available in the area.

# Chuo Ward



**Vacancy Rate of Large-Scale Buildings  
(Floor Plate : 200tsubo or Larger)**



## 1 Kyobashi, Yaesu, Nihonbashi

Floor Plate Size	Rent (¥/tsubo)	Deposit (¥/tsubo)
200tsubo or greater	34,571	412,286
100~199tsubo	27,909	328,000
50~99tsubo	19,007	173,401
20~49tsubo	17,417	142,958

## 2 Ginza

Floor Plate Size	Rent (¥/tsubo)	Deposit (¥/tsubo)
200tsubo or greater	28,778	345,333
100~199tsubo	25,954	285,880
50~99tsubo	22,962	223,545
20~49tsubo	21,023	177,256

## 3 Nihonbashi-Honcho, Nihonbashi-Muromachi, Nihonbashi-Hongokucho

Floor Plate Size	Rent (¥/tsubo)	Deposit (¥/tsubo)
200tsubo or greater	26,000	291,545
100~199tsubo	21,889	262,668
50~99tsubo	15,800	158,600
20~49tsubo	15,144	120,528

## 4 Tsukiji, Shintomi, Kabutocho, Kayabacho, Hatchobori

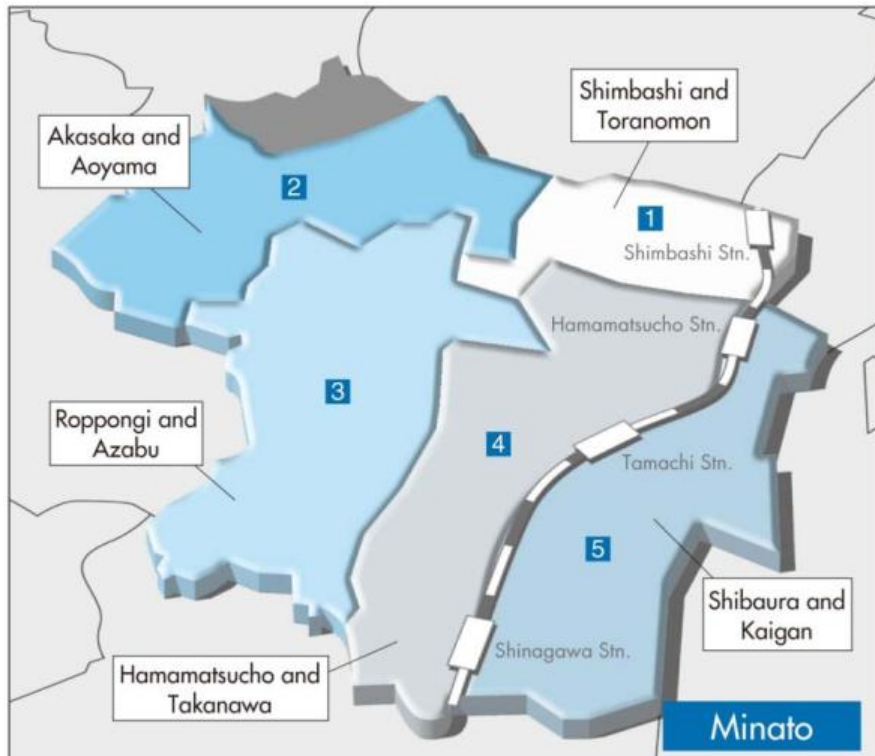
Floor Plate Size	Rent (¥/tsubo)	Deposit (¥/tsubo)
200tsubo or greater	23,900	273,091
100~199tsubo	18,573	203,973
50~99tsubo	15,391	128,630
20~49tsubo	13,441	93,686

## 5 Kobunecho, Ningyocho, Kakigaracho, Hakozaicho, Odenmacho, Kodenmacho, Kachidoki, Harumi, Horidomecho, Higashi-Nihonbashi, Irifune, Shinkawa, Hamacho, etc.

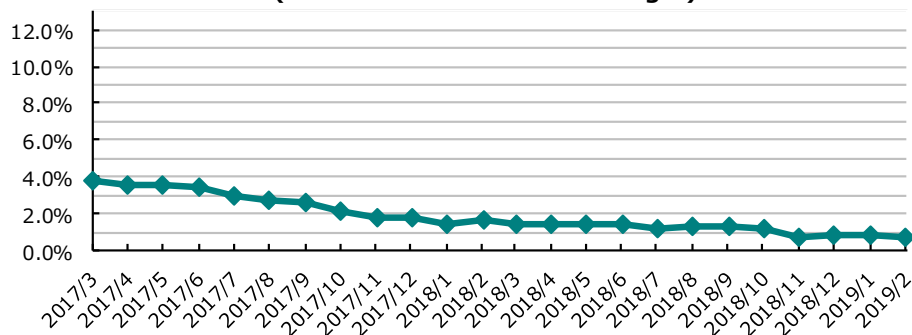
Floor Plate Size	Rent (¥/tsubo)	Deposit (¥/tsubo)
200tsubo or greater	19,182	222,395
100~199tsubo	15,750	166,225
50~99tsubo	13,638	119,464
20~49tsubo	11,706	72,664

\*Above rent fee are including of maintenance fee.

# Minato Ward



**Vacancy Rate of Large-Scale Buildings  
(Floor Plate : 200tsubo or Larger)**



## 1 Shimbashi, Higashi-Shimbashi, Nishi-Shimbashi, Toranomom, Atago

Floor Plate Size	Rent (¥/tsubo)	Deposit (¥/tsubo)
200tsubo or greater	30,764	369,166
100~199tsubo	24,781	276,188
50~99tsubo	18,343	161,762
20~49tsubo	15,347	116,409

## 2 Akasaka, Moto-Akasaka, Kita-Aoyama, Minami-Aoyama

Floor Plate Size	Rent (¥/tsubo)	Deposit (¥/tsubo)
200tsubo or greater	29,685	345,259
100~199tsubo	25,497	263,541
50~99tsubo	20,080	180,410
20~49tsubo	18,317	144,996

## 3 Roppongi, Nishi-Azabu, Higashi-Azabu, Minami-Azabu, Moto-Azabu, Azabudai, Azabu-Juban, Azabu-Mamianacho, Shirokane, Shirokanedai, etc.

Floor Plate Size	Rent (¥/tsubo)	Deposit (¥/tsubo)
200tsubo or greater	30,167	362,000
100~199tsubo	22,000	249,333
50~99tsubo	18,636	143,728
20~49tsubo	16,150	95,468

## 4 Hamamatsucho, Shibadaimon, Shibakoen, Shiba, Mita, Takanawa

Floor Plate Size	Rent (¥/tsubo)	Deposit (¥/tsubo)
200tsubo or greater	25,000	300,001
100~199tsubo	20,833	228,148
50~99tsubo	16,408	153,052
20~49tsubo	14,245	96,918

## 5 Konan, Daiba, Shibaura, Kaigan

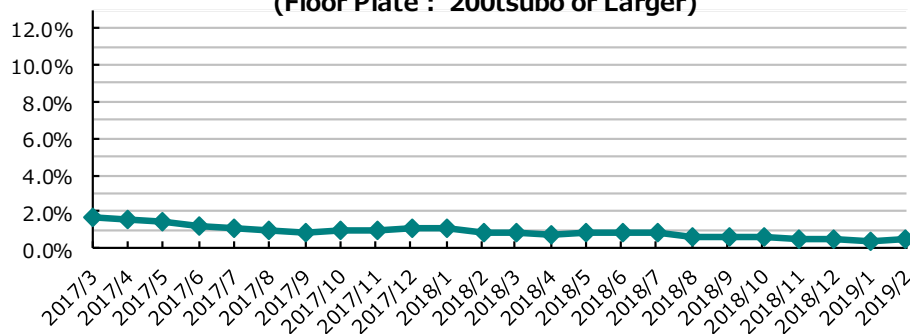
Floor Plate Size	Rent (¥/tsubo)	Deposit (¥/tsubo)
200tsubo or greater	24,625	288,541
100~199tsubo	20,167	219,333
50~99tsubo	15,986	142,444
20~49tsubo	13,187	60,336

\*Above rent fee are including of maintenance fee.

# Shinjuku Ward



**Vacancy Rate of Large-Scale Buildings**  
(Floor Plate : 200tsubo or Larger)



## 1 Nishi-Shinjuku

Floor Plate Size	Rent (¥/tsubo)	Deposit (¥/tsubo)
200tsubo or greater	28,609	335,826
100~199tsubo	25,875	277,400
50~99tsubo	19,298	149,767
20~49tsubo	18,509	140,426

## 2 Shinjuku, Kabukicho

Floor Plate Size	Rent (¥/tsubo)	Deposit (¥/tsubo)
200tsubo or greater	27,667	332,000
100~199tsubo	18,848	177,636
50~99tsubo	17,633	145,611
20~49tsubo	15,467	107,716

## 3 Yotsuya, Ichigaya, Daikyocho, Shinanomachi, Arakicho, Tomihisacho, etc.

Floor Plate Size	Rent (¥/tsubo)	Deposit (¥/tsubo)
200tsubo or greater	26,250	315,000
100~199tsubo	16,219	147,823
50~99tsubo	13,478	81,855
20~49tsubo	12,679	62,215

## 4 Takadanobaba, Okubo, Hyakunincho, Kita-Shinjuku, etc.

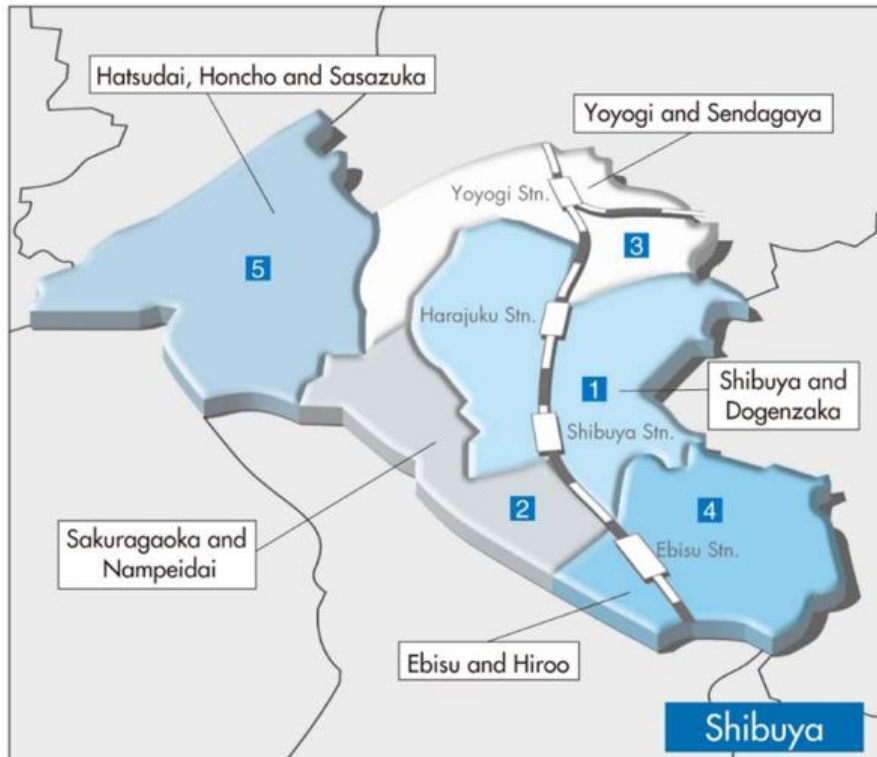
Floor Plate Size	Rent (¥/tsubo)	Deposit (¥/tsubo)
200tsubo or greater	17,167	192,000
100~199tsubo	15,223	140,994
50~99tsubo	14,262	99,158
20~49tsubo	12,796	53,667

## 5 Waseda, Kagurazaka, etc.

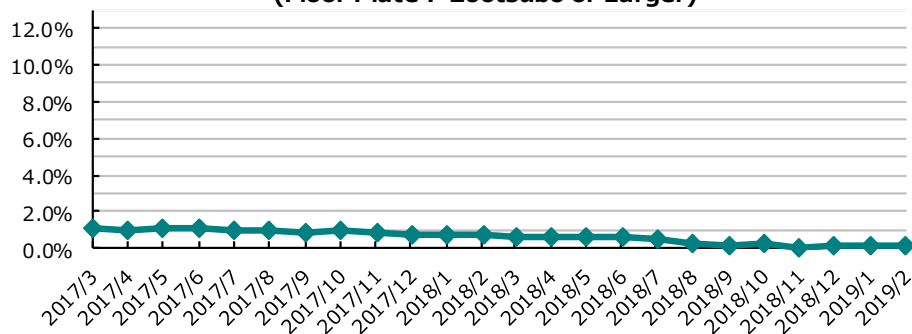
Floor Plate Size	Rent (¥/tsubo)	Deposit (¥/tsubo)
200tsubo or greater	insufficient data	insufficient data
100~199tsubo	17,202	160,811
50~99tsubo	13,451	104,174
20~49tsubo	11,060	49,838

\*Above rent fee are including of maintenance fee. \*'Insufficient Data' indicates less than 4 buildings was available in the area.

# Shibuya Ward



**Vacancy Rate of Large-Scale Buildings  
(Floor Plate : 200tsubo or Larger)**



## 1 Shibuya, Jingumae, Jinnan, Udagawacho, Dogenzaka

Floor Plate Size	Rent (¥/tsubo)	Deposit (¥/tsubo)
200tsubo or greater	31,929	366,857
100~199tsubo	28,667	327,146
50~99tsubo	24,480	245,048
20~49tsubo	23,801	185,911

## 2 Sakuragaokacho, Nanpeidaicho, etc.

Floor Plate Size	Rent (¥/tsubo)	Deposit (¥/tsubo)
200tsubo or greater	37,000	444,000
100~199tsubo	31,000	372,000
50~99tsubo	20,778	200,111
20~49tsubo	16,737	116,973

## 3 Yoyogi, Sendagaya

Floor Plate Size	Rent (¥/tsubo)	Deposit (¥/tsubo)
200tsubo or greater	28,667	344,000
100~199tsubo	22,473	229,309
50~99tsubo	17,951	138,313
20~49tsubo	16,994	105,299

## 4 Ebisu, Hiroo, Daikanyamacho, Higashi, Sarugakucho, etc.

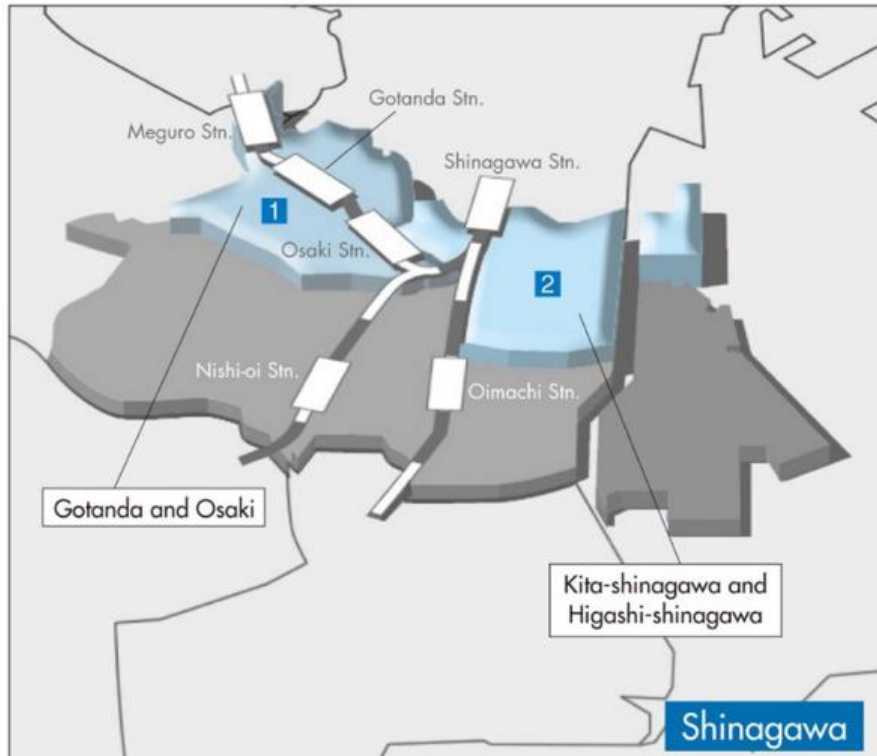
Floor Plate Size	Rent (¥/tsubo)	Deposit (¥/tsubo)
200tsubo or greater	32,000	384,000
100~199tsubo	26,857	296,571
50~99tsubo	20,756	214,453
20~49tsubo	18,895	139,513

## 5 Sasazuka, Hatsudai, Uehara, Motoyoyogi, etc.

Floor Plate Size	Rent (¥/tsubo)	Deposit (¥/tsubo)
200tsubo or greater	19,500	234,000
100~199tsubo	16,625	122,500
50~99tsubo	13,020	84,647
20~49tsubo	12,657	57,196

\*Above rent fee are including of maintenance fee.

# Shinagawa Ward



## 1 Higashi-Gotanda, Nishi-Gotanda, Osaki, Kami-Osaki, Osaki, Nishi-Shinagawa

Floor Plate Size	Rent (¥/tsubo)	Deposit (¥/tsubo)
200tsubo or greater	21,176	254,118
100~199tsubo	17,818	197,364
50~99tsubo	15,891	128,588
20~49tsubo	13,984	90,049

## 2 Higashi-Shinagawa, Kita-Shinagawa, Minami-Shinagawa

Floor Plate Size	Rent (¥/tsubo)	Deposit (¥/tsubo)
200tsubo or greater	19,474	221,053
100~199tsubo	14,171	148,123
50~99tsubo	14,300	105,800
20~49tsubo	11,186	46,108

\*Above rent fee are including of maintenance fee.

**Vacancy Rate of Large-Scale Buildings  
(Floor Plate : 200tsubo or Larger)**

