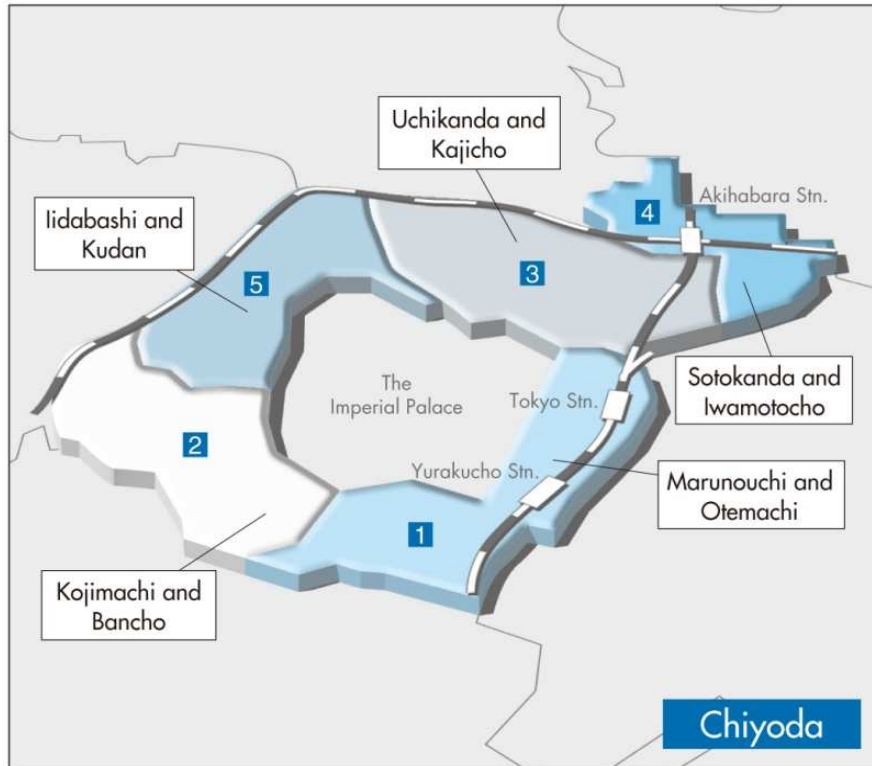
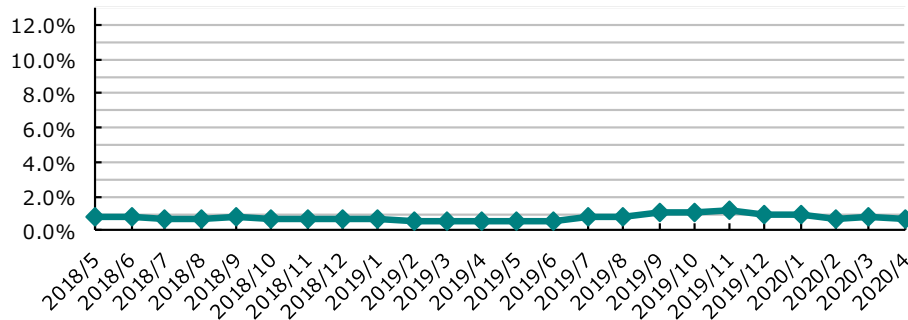


Chiyoda Ward



**Vacancy Rate of Large-Scale Buildings
(Floor Plate : 200tsubo or Larger)**



1 Marunouchi, Otemachi, Yurakucho, Uchisaiwaicho, Kasumigaseki

Floor Plate Size	Rent (¥/tsubo)	Deposit (¥/tsubo)
200tsubo or greater	42,455	507,400
100~199tsubo	34,000	408,000
50~99tsubo	19,106	136,001
20~49tsubo	25,200	251,700

2 Kojimachi, Bancho, Hirakawacho, Kioicho, Hayabusacho, Nagatacho

Floor Plate Size	Rent (¥/tsubo)	Deposit (¥/tsubo)
200tsubo or greater	28,267	336,800
100~199tsubo	23,623	263,011
50~99tsubo	20,721	194,491
20~49tsubo	15,938	113,004

3 Uchi-Kanda, Tacho, Tsukasacho, Mitoshirocho, Sudacho, Kajicho, Awajicho, Ogawamachi, Kanda-Surugadai, Jinbocho, Nishikicho, etc.

Floor Plate Size	Rent (¥/tsubo)	Deposit (¥/tsubo)
200tsubo or greater	28,769	342,000
100~199tsubo	21,244	240,292
50~99tsubo	18,138	165,422
20~49tsubo	14,307	94,158

4 Iwamotocho, Soto-Kanda, Higashi-Kanda, Kanda-Hirakawacho, Konyacho, Izumicho, Matsunagacho, Aioicho, Sakumacho, Kanda-Matsunagacho, etc.

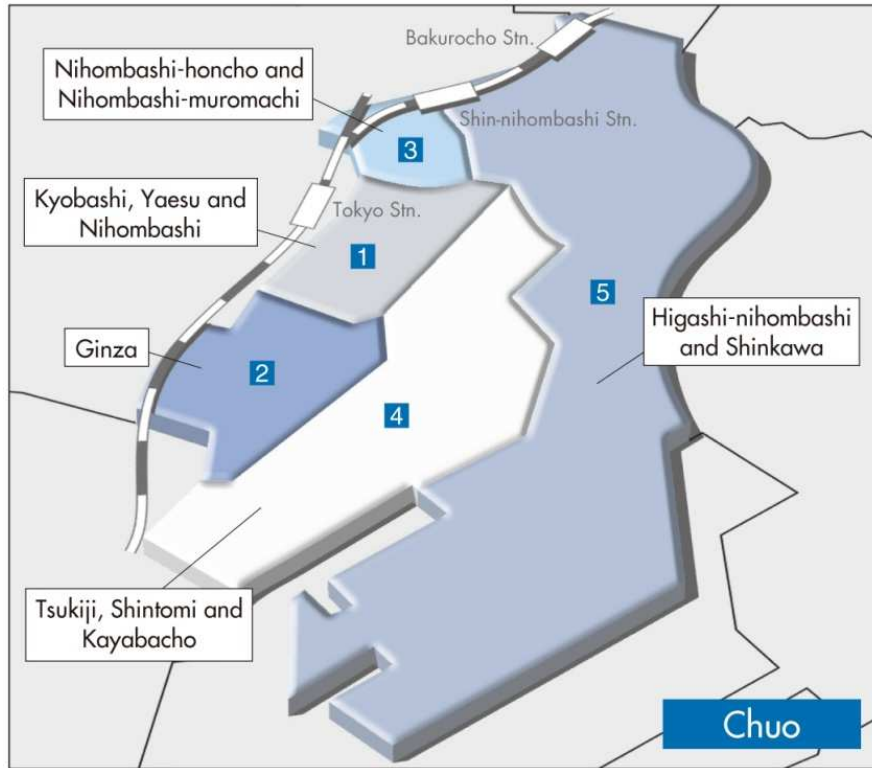
Floor Plate Size	Rent (¥/tsubo)	Deposit (¥/tsubo)
200tsubo or greater	33,000	396,000
100~199tsubo	20,532	194,800
50~99tsubo	16,148	141,481
20~49tsubo	13,984	94,318

5 Iidabashi, Fujimi, Kudan-Kita, Kudan-Minami

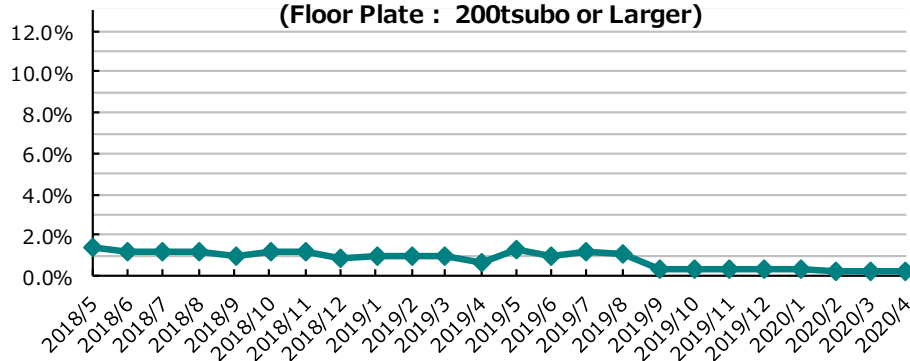
Floor Plate Size	Rent (¥/tsubo)	Deposit (¥/tsubo)
200tsubo or greater	26,500	309,000
100~199tsubo	19,000	210,750
50~99tsubo	16,143	144,504
20~49tsubo	14,297	99,866

*Above rent fee are including of maintenance fee. **1 tsubo ≒ 3.3 sq.m ≒ 35.58 sq. feet

Chuo Ward



**Vacancy Rate of Large-Scale Buildings
(Floor Plate : 200tsubo or Larger)**



1 Kyobashi, Yaesu, Nihonbashi

Floor Plate Size	Rent (¥/tsubo)	Deposit (¥/tsubo)
200tsubo or greater	35,833	421,333
100~199tsubo	28,300	327,000
50~99tsubo	24,005	237,543
20~49tsubo	19,105	172,341

2 Ginza

Floor Plate Size	Rent (¥/tsubo)	Deposit (¥/tsubo)
200tsubo or greater	32,917	387,500
100~199tsubo	26,923	285,308
50~99tsubo	25,283	249,043
20~49tsubo	21,375	179,892

3 Nihonbashi-Honcho, Nihonbashi-Muromachi, Nihonbashi-Hongokucho

Floor Plate Size	Rent (¥/tsubo)	Deposit (¥/tsubo)
200tsubo or greater	32,600	391,200
100~199tsubo	19,662	166,020
50~99tsubo	18,000	182,754
20~49tsubo	16,934	135,353

4 Tsukiji, Shintomi, Kabutocho, Kayabacho, Hatchobori

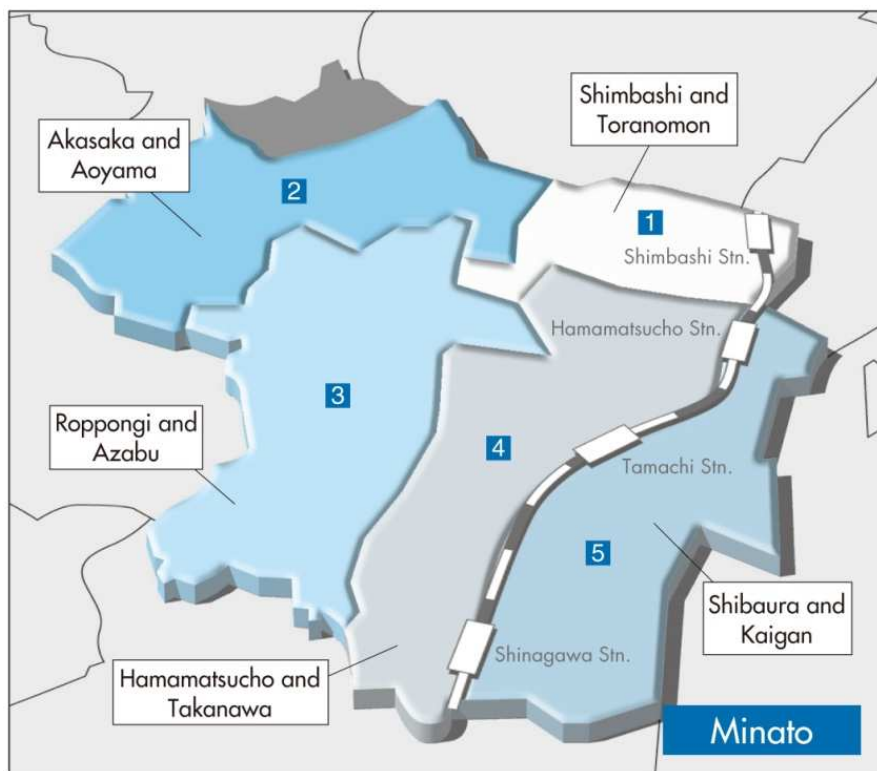
Floor Plate Size	Rent (¥/tsubo)	Deposit (¥/tsubo)
200tsubo or greater	25,429	305,143
100~199tsubo	23,686	276,959
50~99tsubo	15,335	134,362
20~49tsubo	14,318	105,306

5 Kobuncho, Ningyocho, Kakigaracho, Hakozaicho, Odenmachi, Kodenmachi, Kachidoki, Harumi, Horidomecho, Higashi-Nihonbashi, Irifune, Shinkawa, Hamacho, etc.

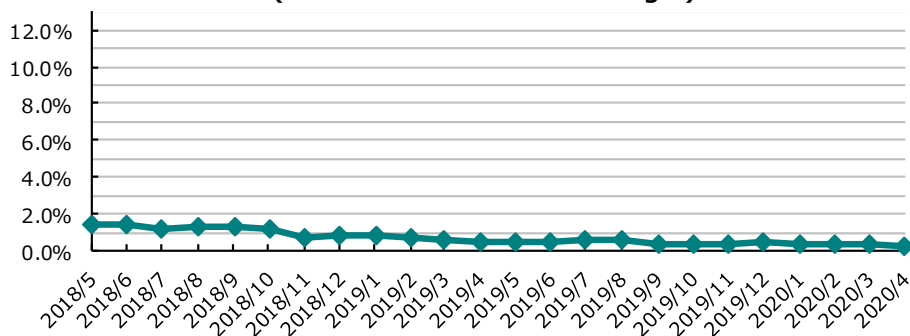
Floor Plate Size	Rent (¥/tsubo)	Deposit (¥/tsubo)
200tsubo or greater	19,559	226,529
100~199tsubo	17,858	197,109
50~99tsubo	15,530	135,037
20~49tsubo	13,034	88,241

*Above rent fee are including of maintenance fee. **1 tsubo ≒ 3.3 sq.m ≒ 35.58 sq. feet

Minato Ward



**Vacancy Rate of Large-Scale Buildings
(Floor Plate : 200tsubo or Larger)**



1 Shimbashi, Higashi-Shimbashi, Nishi-Shimbashi, Toranomom, Atago

Floor Plate Size	Rent (¥/tsubo)	Deposit (¥/tsubo)
200tsubo or greater	33,594	400,372
100~199tsubo	24,829	279,176
50~99tsubo	19,466	182,321
20~49tsubo	16,972	133,264

2 Akasaka, Moto-Akasaka, Kita-Aoyama, Minami-Aoyama

Floor Plate Size	Rent (¥/tsubo)	Deposit (¥/tsubo)
200tsubo or greater	33,411	388,082
100~199tsubo	26,024	289,269
50~99tsubo	21,843	184,920
20~49tsubo	20,026	153,485

3 Roppongi, Nishi-Azabu, Higashi-Azabu, Minami-Azabu, Moto-Azabu, Azabudai, Azabu-Juban, Azabu-Mamianacho, Shirokane, Shirokanedai, etc.

Floor Plate Size	Rent (¥/tsubo)	Deposit (¥/tsubo)
200tsubo or greater	33,040	384,638
100~199tsubo	21,400	230,216
50~99tsubo	19,034	147,923
20~49tsubo	17,916	107,464

4 Hamamatsucho, Shibadaimon, Shibakoen, Shiba, Mita, Takanawa

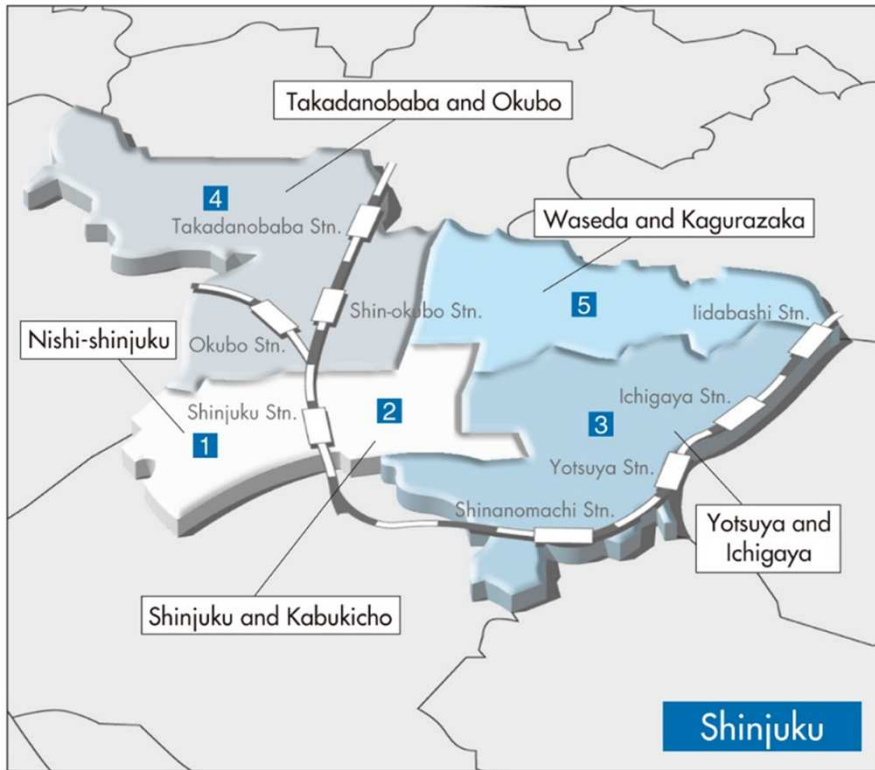
Floor Plate Size	Rent (¥/tsubo)	Deposit (¥/tsubo)
200tsubo or greater	26,688	320,250
100~199tsubo	22,368	241,421
50~99tsubo	20,021	180,029
20~49tsubo	15,628	109,325

5 Konan, Daiba, Shibaura, Kaigan

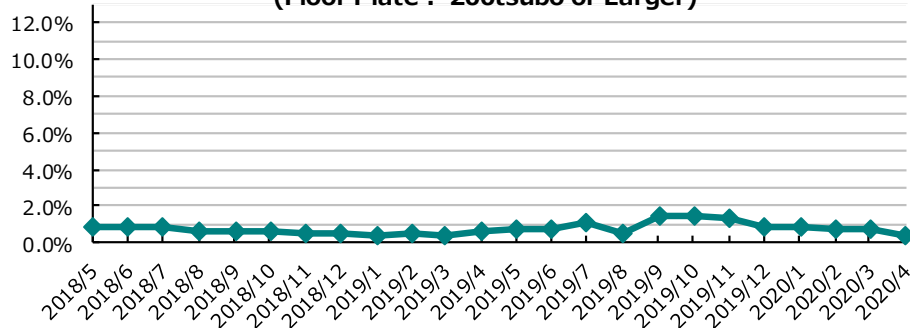
Floor Plate Size	Rent (¥/tsubo)	Deposit (¥/tsubo)
200tsubo or greater	26,000	302,557
100~199tsubo	19,750	209,800
50~99tsubo	18,670	187,680
20~49tsubo	14,910	75,129

*Above rent fee are including of maintenance fee . **1 tsubo ÷ 3.3 sq.m ÷ 35.58 sq. feet

Shinjuku Ward



Vacancy Rate of Large-Scale Buildings
(Floor Plate : 200tsubo or Larger)



1 Nishi-Shinjuku

Floor Plate Size	Rent (¥/tsubo)	Deposit (¥/tsubo)
200tsubo or greater	29,214	333,214
100~199tsubo	23,107	250,114
50~99tsubo	18,610	147,762
20~49tsubo	18,667	129,568

2 Shinjuku, Kabukicho

Floor Plate Size	Rent (¥/tsubo)	Deposit (¥/tsubo)
200tsubo or greater	30,000	360,000
100~199tsubo	19,528	172,767
50~99tsubo	17,805	126,286
20~49tsubo	16,012	102,232

3 Yotsuya, Ichigaya, Daikyocho, Shinanomachi, Arakicho, Tomihisacho, etc.

Floor Plate Size	Rent (¥/tsubo)	Deposit (¥/tsubo)
200tsubo or greater	24,667	283,000
100~199tsubo	20,000	212,556
50~99tsubo	14,515	98,010
20~49tsubo	13,604	79,442

4 Takadanobaba, Okubo, Hyakunincho, Kita-Shinjuku, etc.

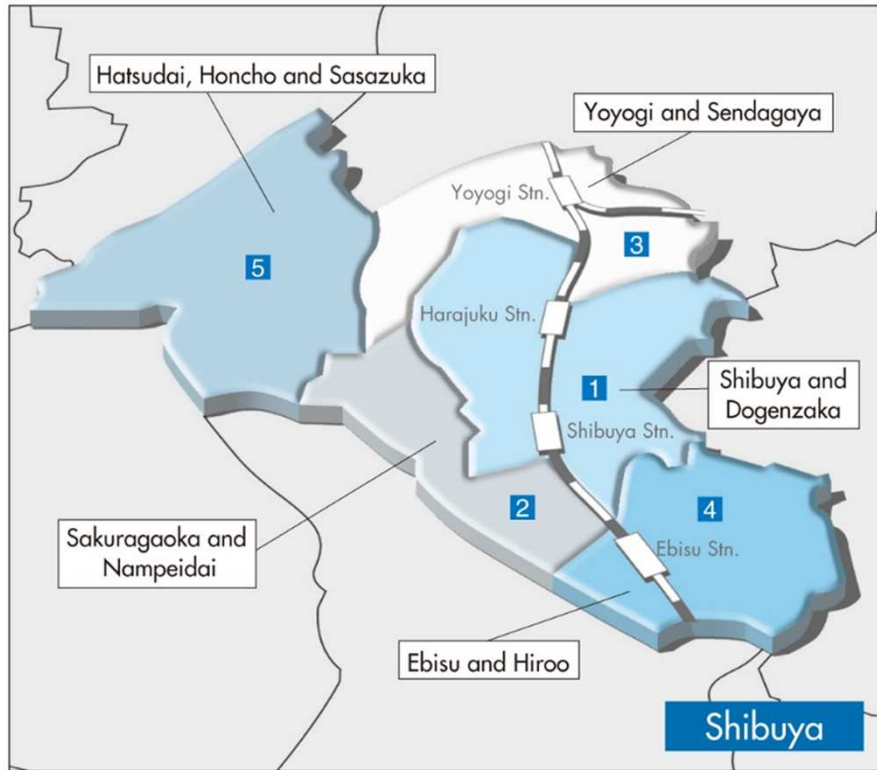
Floor Plate Size	Rent (¥/tsubo)	Deposit (¥/tsubo)
200tsubo or greater	25,000	300,000
100~199tsubo	16,324	151,911
50~99tsubo	13,584	94,775
20~49tsubo	13,027	60,789

5 Waseda, Kagurazaka, etc.

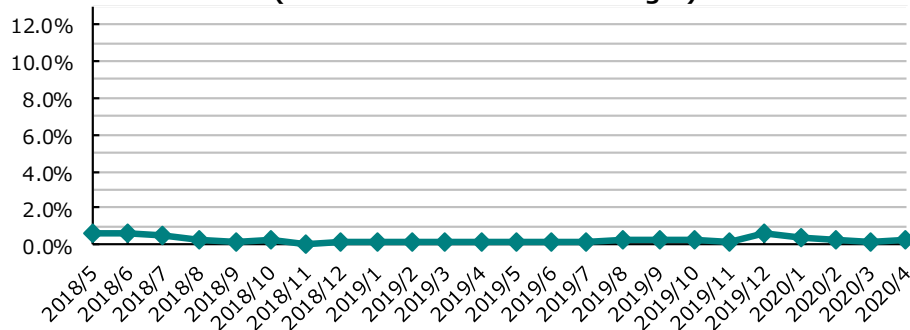
Floor Plate Size	Rent (¥/tsubo)	Deposit (¥/tsubo)
200tsubo or greater	25,500	306,000
100~199tsubo	21,083	200,000
50~99tsubo	14,287	90,218
20~49tsubo	11,718	51,501

*Above rent fee are including of maintenance fee **1 tsubo ÷ 3.3 sq.m ÷ 35.58 sq. feet

Shibuya Ward



**Vacancy Rate of Large-Scale Buildings
(Floor Plate : 200tsubo or Larger)**



1 Shibuya, Jingumae, Jinnan, Udagawacho, Dogenzaka

Floor Plate Size	Rent (¥/tsubo)	Deposit (¥/tsubo)
200tsubo or greater	34,333	391,667
100~199tsubo	30,667	343,429
50~99tsubo	25,163	237,388
20~49tsubo	23,903	171,217

2 Sakuragaokacho, Nanpeidaicho, etc.

Floor Plate Size	Rent (¥/tsubo)	Deposit (¥/tsubo)
200tsubo or greater	37,667	452,000
100~199tsubo	29,500	343,250
50~99tsubo	23,242	218,952
20~49tsubo	19,346	152,465

3 Yoyogi, Sendagaya

Floor Plate Size	Rent (¥/tsubo)	Deposit (¥/tsubo)
200tsubo or greater	30,714	368,571
100~199tsubo	25,833	310,000
50~99tsubo	18,148	118,686
20~49tsubo	18,287	109,883

4 Ebisu, Hiroo, Daikanyamacho, Higashi, Sarugakucho, etc.

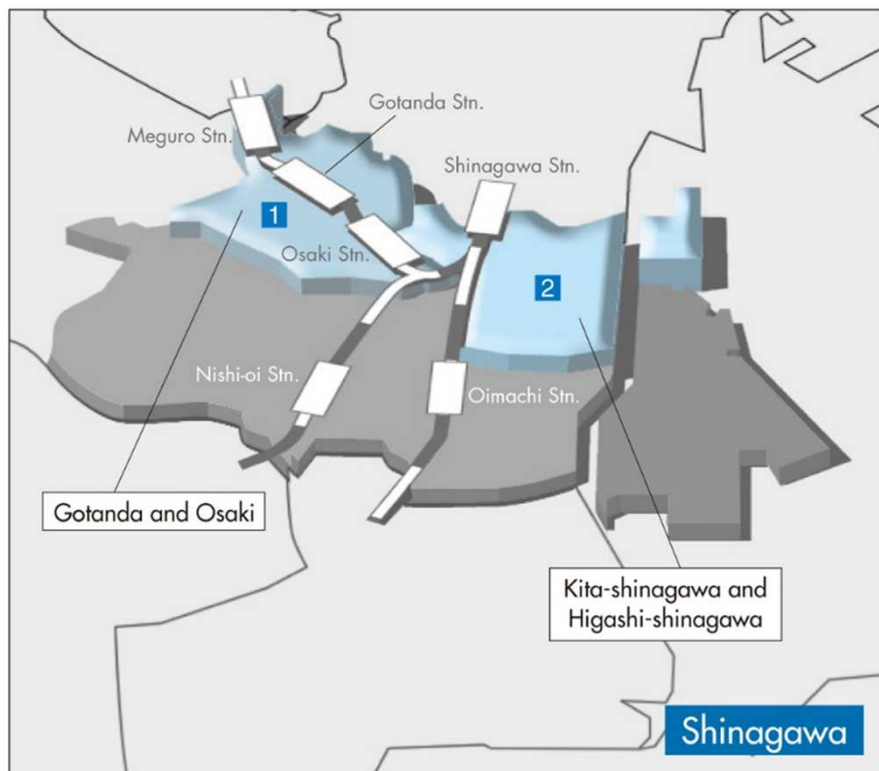
Floor Plate Size	Rent (¥/tsubo)	Deposit (¥/tsubo)
200tsubo or greater	35,500	426,000
100~199tsubo	28,939	347,272
50~99tsubo	24,317	225,773
20~49tsubo	19,769	143,035

5 Sasazuka, Hatsudai, Uehara, Motoyoyogi, etc.

Floor Plate Size	Rent (¥/tsubo)	Deposit (¥/tsubo)
200tsubo or greater	20,666	203,659
100~199tsubo	17,250	124,000
50~99tsubo	15,366	124,402
20~49tsubo	13,248	58,756

*Above rent fee are including of maintenance fee.. **1 tsubo ≙ 3.3 sq.m ≙ 35.58 sq. feet

Shinagawa Ward



1 Higashi-Gotanda, Nishi-Gotanda, Osaki, Kami-Osaki, Osaki, Nishi-Shinagawa

Floor Plate Size	Rent (¥/tsubo)	Deposit (¥/tsubo)
200tsubo or greater	26,267	315,200
100~199tsubo	21,080	232,667
50~99tsubo	18,411	160,759
20~49tsubo	15,079	101,162

2 Higashi-Shinagawa, Kita-Shinagawa, Minami-Shinagawa

Floor Plate Size	Rent (¥/tsubo)	Deposit (¥/tsubo)
200tsubo or greater	19,375	214,874
100~199tsubo	13,500	153,000
50~99tsubo	12,682	86,048
20~49tsubo	13,335	72,206

*Above rent fee are including of maintenance fee. **1 tsubo ÷ 3.3 sq.m ÷ 35.58 sq. feet

**Vacancy Rate of Large-Scale Buildings
(Floor Plate : 200tsubo or Larger)**

