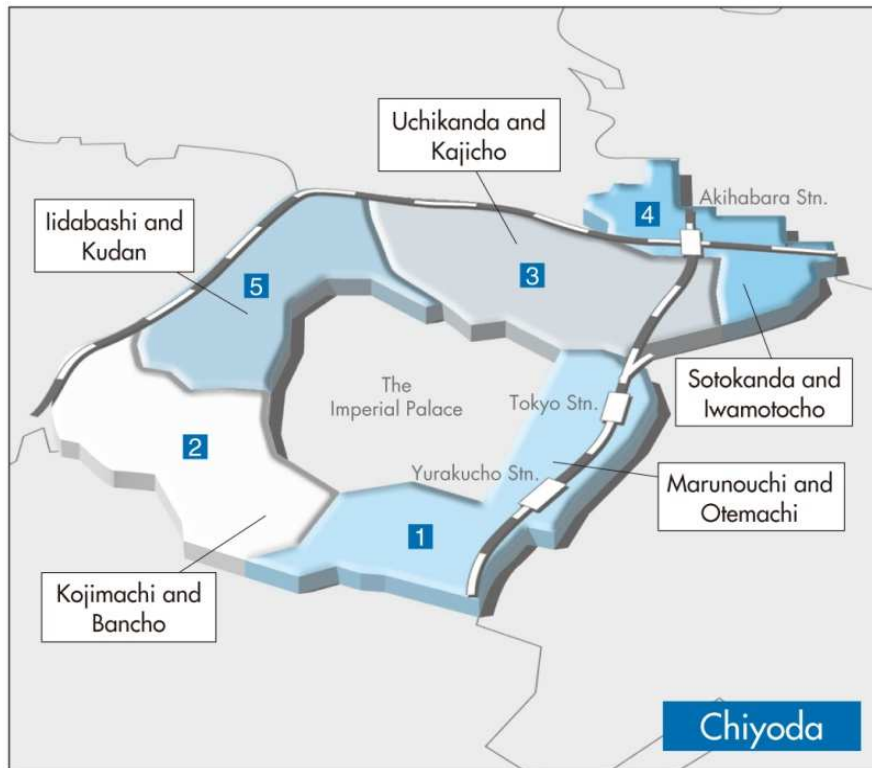
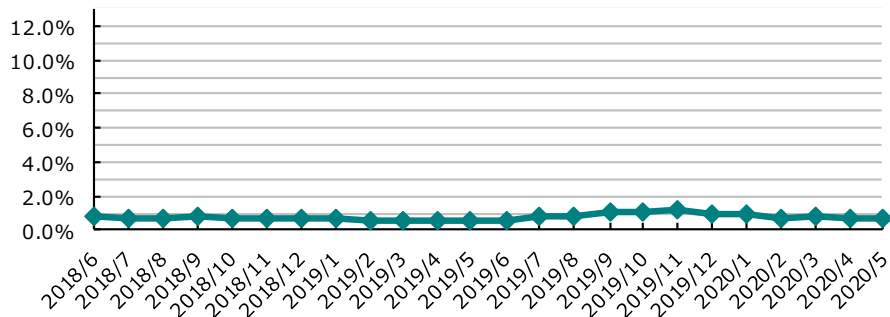


Chiyoda Ward



**Vacancy Rate of Large-Scale Buildings
(Floor Plate : 200tsubo or Larger)**



1 Marunouchi, Otemachi, Yurakucho, Uchisaiwaicho, Kasumigaseki

Floor Plate Size	Rent (¥/tsubo)	Deposit (¥/tsubo)
200tsubo or greater	42,860	512,346
100~199tsubo	32,000	384,000
50~99tsubo	19,106	136,001
20~49tsubo	25,200	251,700

2 Kojimachi, Bancho, Hirakawacho, Kioicho, Hayabusacho, Nagatacho

Floor Plate Size	Rent (¥/tsubo)	Deposit (¥/tsubo)
200tsubo or greater	28,467	339,200
100~199tsubo	23,522	263,073
50~99tsubo	21,155	201,458
20~49tsubo	16,202	115,920

3 Uchi-Kanda, Tacho, Tsukasacho, Mitoshirocho, Sudacho, Kajicho, Awajicho, Ogawamachi, Kanda-Surugadai, Jinbocho, Nishikicho, etc.

Floor Plate Size	Rent (¥/tsubo)	Deposit (¥/tsubo)
200tsubo or greater	29,545	354,545
100~199tsubo	20,744	230,220
50~99tsubo	18,370	170,017
20~49tsubo	14,422	94,691

4 Iwamotocho, Soto-Kanda, Higashi-Kanda, Kanda-Hirakawacho, Konyacho, Izumicho, Matsunagacho, Aioicho, Sakumacho, Kanda-Matsunagacho, etc.

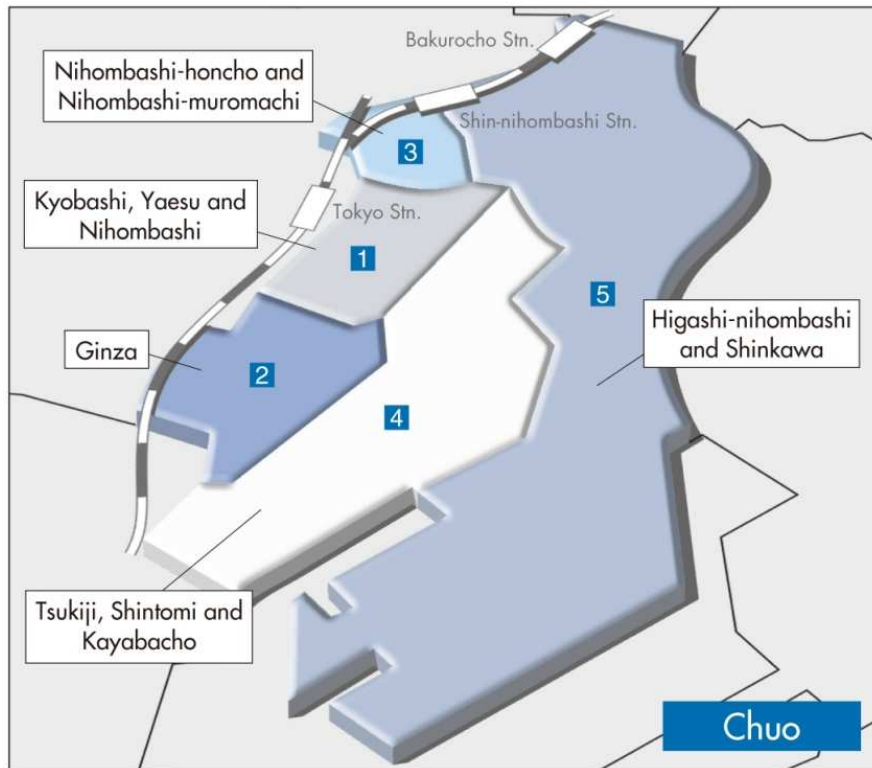
Floor Plate Size	Rent (¥/tsubo)	Deposit (¥/tsubo)
200tsubo or greater	33,000	396,000
100~199tsubo	21,269	208,847
50~99tsubo	16,555	149,834
20~49tsubo	13,950	93,062

5 Iidabashi, Fujimi, Kudan-Kita, Kudan-Minami

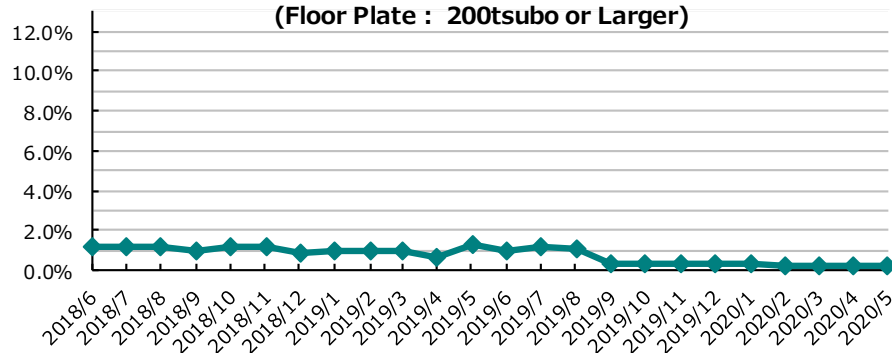
Floor Plate Size	Rent (¥/tsubo)	Deposit (¥/tsubo)
200tsubo or greater	26,571	308,571
100~199tsubo	19,000	213,214
50~99tsubo	16,234	153,803
20~49tsubo	14,274	99,003

*Above rent fee are including of maintenance fee. **1 tsubo ≒ 3.3 sq.m ≒ 35.58 sq. feet

Chuo Ward



**Vacancy Rate of Large-Scale Buildings
(Floor Plate : 200tsubo or Larger)**



1 Kyobashi, Yaesu, Nihonbashi

Floor Plate Size	Rent (¥/tsubo)	Deposit (¥/tsubo)
200tsubo or greater	36,875	432,750
100~199tsubo	28,778	331,333
50~99tsubo	24,005	237,543
20~49tsubo	19,298	168,245

2 Ginza

Floor Plate Size	Rent (¥/tsubo)	Deposit (¥/tsubo)
200tsubo or greater	30,455	357,273
100~199tsubo	26,857	290,214
50~99tsubo	25,391	248,950
20~49tsubo	21,547	183,284

3 Nihonbashi-Honcho, Nihonbashi-Muromachi, Nihonbashi-Hongokucho

Floor Plate Size	Rent (¥/tsubo)	Deposit (¥/tsubo)
200tsubo or greater	32,600	391,200
100~199tsubo	19,662	166,020
50~99tsubo	18,000	182,754
20~49tsubo	16,985	136,051

4 Tsukiji, Shintomi, Kabutocho, Kayabacho, Hatchobori

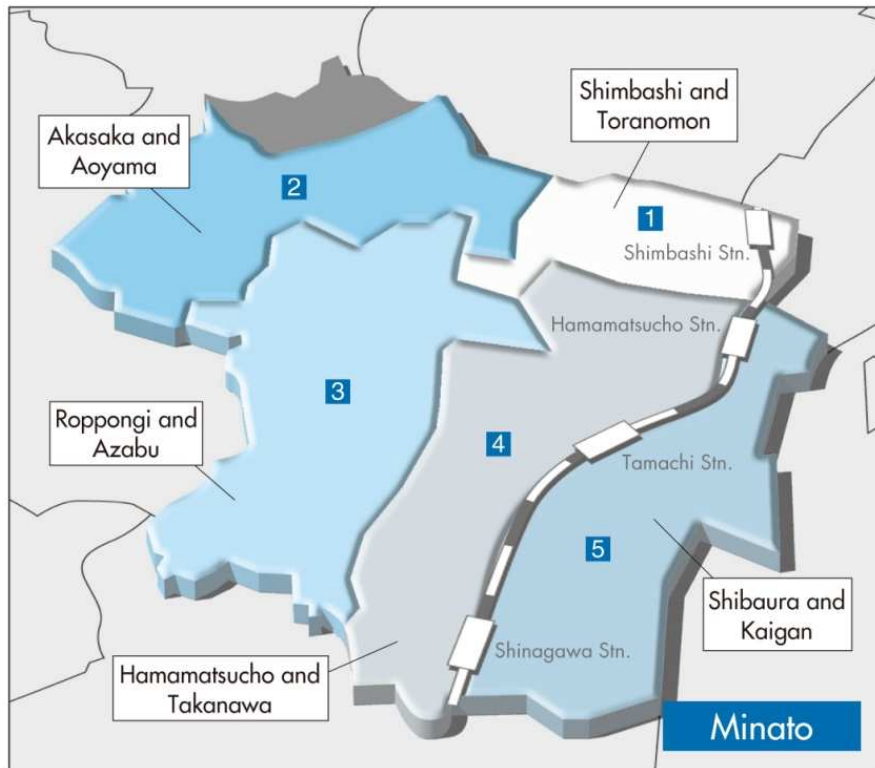
Floor Plate Size	Rent (¥/tsubo)	Deposit (¥/tsubo)
200tsubo or greater	25,429	305,143
100~199tsubo	23,296	272,879
50~99tsubo	15,502	137,919
20~49tsubo	14,623	111,305

5 Kobunecho, Ningyocho, Kakigaracho, Hakozaicho, Odenmacho, Kodenmacho, Kachidoki, Harumi, Horidomecho, Higashi-Nihonbashi, Irifune, Shinkawa, Hamacho, etc.

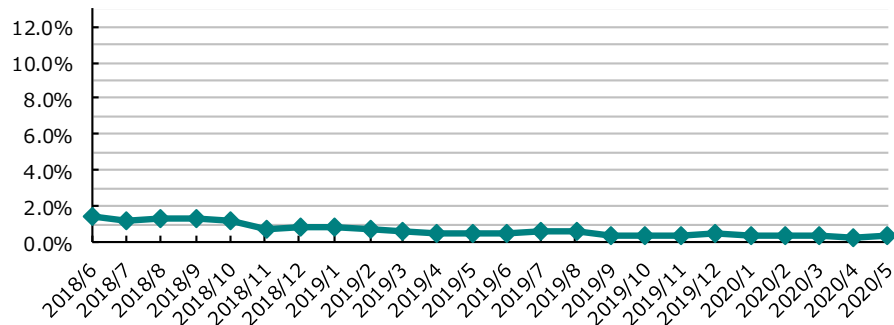
Floor Plate Size	Rent (¥/tsubo)	Deposit (¥/tsubo)
200tsubo or greater	20,531	237,688
100~199tsubo	18,268	201,568
50~99tsubo	15,824	140,562
20~49tsubo	12,962	89,793

*Above rent fee are including of maintenance fee. **1 tsubo ≒ 3.3 sq.m ≒ 35.58 sq. feet

Minato Ward



**Vacancy Rate of Large-Scale Buildings
(Floor Plate : 200tsubo or Larger)**



1 Shimbashi, Higashi-Shimbashi, Nishi-Shimbashi, Toranomon, Atago

Floor Plate Size	Rent (¥/tsubo)	Deposit (¥/tsubo)
200tsubo or greater	33,461	398,917
100~199tsubo	25,529	287,476
50~99tsubo	19,754	189,880
20~49tsubo	17,539	139,964

2 Akasaka, Moto-Akasaka, Kita-Aoyama, Minami-Aoyama

Floor Plate Size	Rent (¥/tsubo)	Deposit (¥/tsubo)
200tsubo or greater	33,494	389,082
100~199tsubo	27,825	317,947
50~99tsubo	22,325	191,043
20~49tsubo	20,328	156,216

3 Roppongi, Nishi-Azabu, Higashi-Azabu, Minami-Azabu, Moto-Azabu, Azabudai, Azabu-Juban, Azabu-Mamianacho, Shirokane, Shirokanedai, etc.

Floor Plate Size	Rent (¥/tsubo)	Deposit (¥/tsubo)
200tsubo or greater	32,434	379,143
100~199tsubo	21,400	230,216
50~99tsubo	19,192	150,472
20~49tsubo	17,784	110,814

4 Hamamatsucho, Shibadaimon, Shibakoen, Shiba, Mita, Takanawa

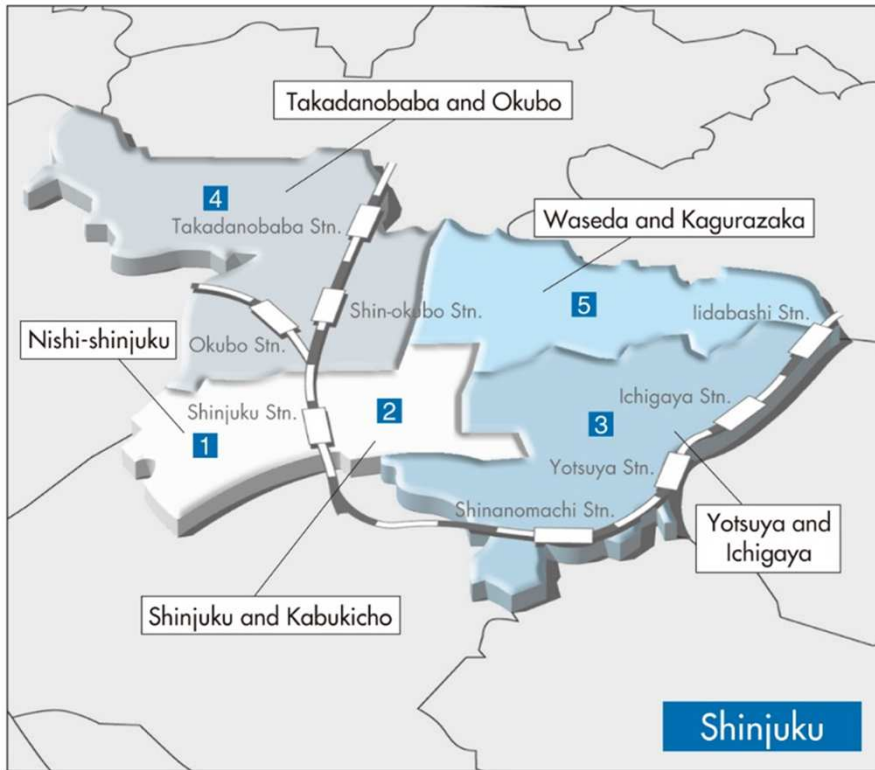
Floor Plate Size	Rent (¥/tsubo)	Deposit (¥/tsubo)
200tsubo or greater	27,059	324,706
100~199tsubo	21,950	237,750
50~99tsubo	19,998	176,406
20~49tsubo	15,623	109,318

5 Konan, Daiba, Shibaura, Kaigan

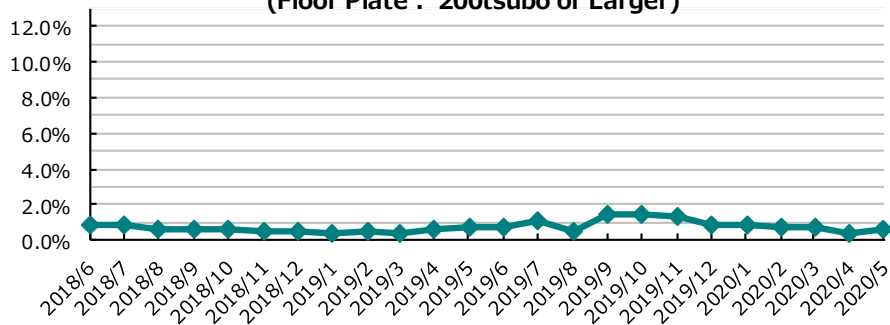
Floor Plate Size	Rent (¥/tsubo)	Deposit (¥/tsubo)
200tsubo or greater	26,050	301,740
100~199tsubo	19,750	209,800
50~99tsubo	18,836	178,144
20~49tsubo	14,138	78,106

*Above rent fee are including of maintenance fee . **1 tsubo ÷ 3.3 sq.m ÷ 35.58 sq. feet

Shinjuku Ward



Vacancy Rate of Large-Scale Buildings
(Floor Plate : 200tsubo or Larger)



1 Nishi-Shinjuku

Floor Plate Size	Rent (¥/tsubo)	Deposit (¥/tsubo)
200tsubo or greater	28,963	329,556
100~199tsubo	23,507	250,594
50~99tsubo	18,493	152,735
20~49tsubo	18,612	125,927

2 Shinjuku, Kabukicho

Floor Plate Size	Rent (¥/tsubo)	Deposit (¥/tsubo)
200tsubo or greater	31,000	372,000
100~199tsubo	19,528	172,767
50~99tsubo	19,650	151,054
20~49tsubo	16,208	104,982

3 Yotsuya, Ichigaya, Daikyocho, Shinanomachi, Arakicho, Tomihisacho, etc.

Floor Plate Size	Rent (¥/tsubo)	Deposit (¥/tsubo)
200tsubo or greater	24,167	278,000
100~199tsubo	21,100	228,500
50~99tsubo	14,764	103,948
20~49tsubo	13,863	81,565

4 Takadanobaba, Okubo, Hyakunincho, Kita-Shinjuku, etc.

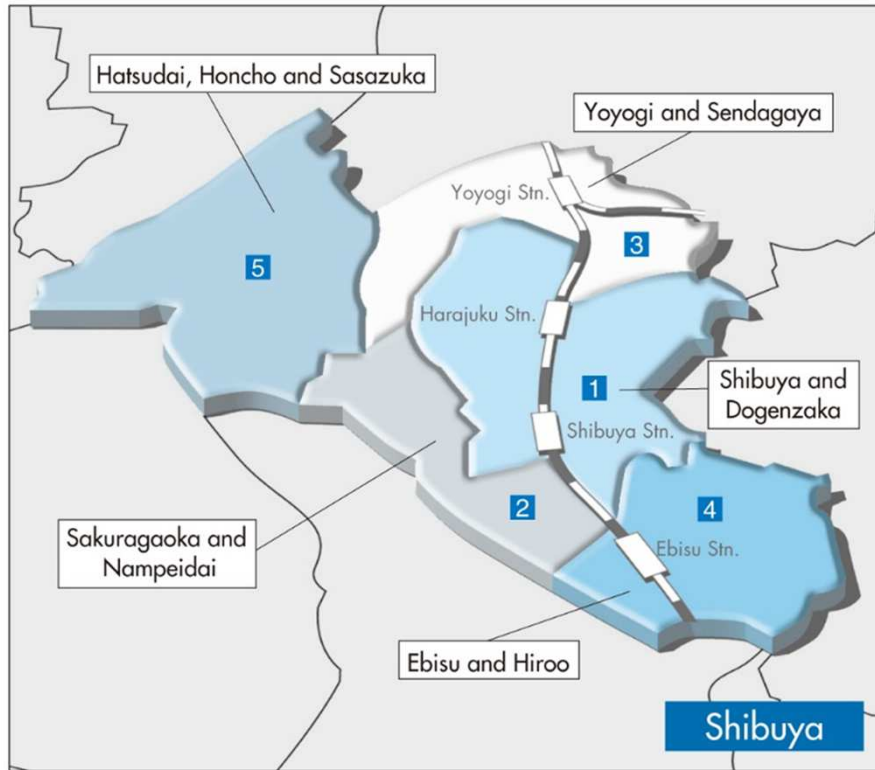
Floor Plate Size	Rent (¥/tsubo)	Deposit (¥/tsubo)
200tsubo or greater	25,000	300,000
100~199tsubo	16,840	162,101
50~99tsubo	13,537	94,399
20~49tsubo	12,852	63,284

5 Waseda, Kagurazaka, etc.

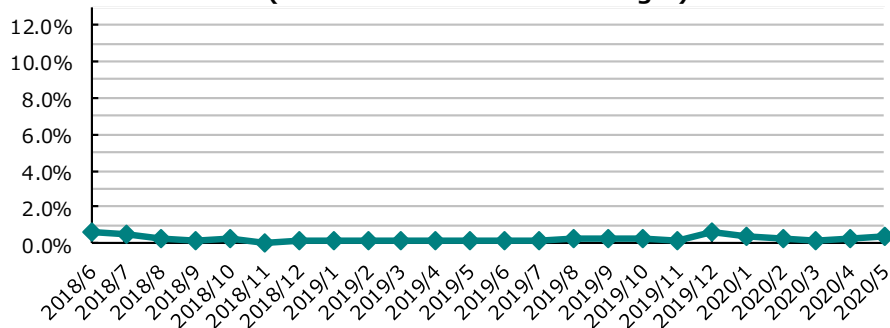
Floor Plate Size	Rent (¥/tsubo)	Deposit (¥/tsubo)
200tsubo or greater	25,500	306,000
100~199tsubo	21,083	200,000
50~99tsubo	14,387	87,218
20~49tsubo	11,878	54,698

*Above rent fee are including of maintenance fee **1 tsubo ÷ 3.3 sq.m ÷ 35.58 sq. feet

Shibuya Ward



**Vacancy Rate of Large-Scale Buildings
(Floor Plate : 200tsubo or Larger)**



1 Shibuya, Jingumae, Jinnan, Udagawacho, Dogenzaka

Floor Plate Size	Rent (¥/tsubo)	Deposit (¥/tsubo)
200tsubo or greater	34,385	393,846
100~199tsubo	30,696	344,348
50~99tsubo	25,019	236,725
20~49tsubo	24,138	172,561

2 Sakuragaokacho, Nanpeidaicho, etc.

Floor Plate Size	Rent (¥/tsubo)	Deposit (¥/tsubo)
200tsubo or greater	37,667	452,000
100~199tsubo	29,500	343,250
50~99tsubo	23,705	240,517
20~49tsubo	19,146	150,065

3 Yoyogi, Sendagaya

Floor Plate Size	Rent (¥/tsubo)	Deposit (¥/tsubo)
200tsubo or greater	30,714	368,571
100~199tsubo	25,833	310,000
50~99tsubo	18,213	118,325
20~49tsubo	18,495	110,734

4 Ebisu, Hiroo, Daikanyamacho, Higashi, Sarugakucho, etc.

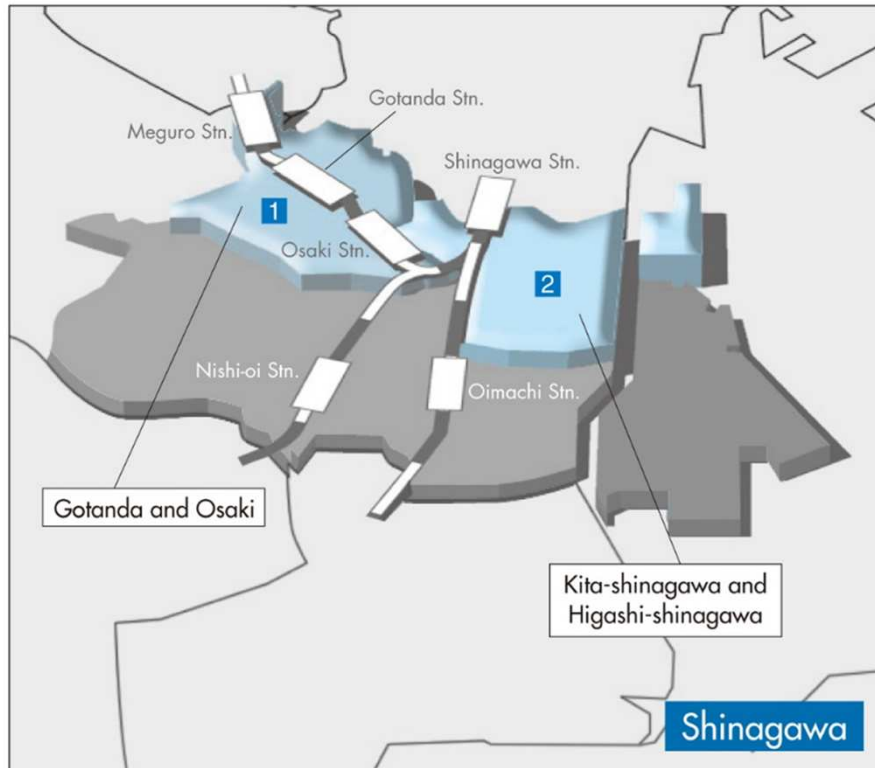
Floor Plate Size	Rent (¥/tsubo)	Deposit (¥/tsubo)
200tsubo or greater	34,333	412,000
100~199tsubo	29,377	322,519
50~99tsubo	24,441	223,838
20~49tsubo	19,783	150,070

5 Sasazuka, Hatsudai, Uehara, Motoyoyogi, etc.

Floor Plate Size	Rent (¥/tsubo)	Deposit (¥/tsubo)
200tsubo or greater	20,667	203,667
100~199tsubo	17,167	150,667
50~99tsubo	16,111	127,587
20~49tsubo	13,359	56,978

*Above rent fee are including of maintenance fee.. **1 tsubo ≒ 3.3 sq.m ≒ 35.58 sq. feet

Shinagawa Ward



1 Higashi-Gotanda, Nishi-Gotanda, Osaki, Kami-Osaki, Osaki, Nishi-Shinagawa

Floor Plate Size	Rent (¥/tsubo)	Deposit (¥/tsubo)
200tsubo or greater	26,063	312,750
100~199tsubo	20,794	230,500
50~99tsubo	17,203	136,247
20~49tsubo	15,199	97,276

2 Higashi-Shinagawa, Kita-Shinagawa, Minami-Shinagawa

Floor Plate Size	Rent (¥/tsubo)	Deposit (¥/tsubo)
200tsubo or greater	20,625	229,874
100~199tsubo	13,500	153,000
50~99tsubo	12,682	86,048
20~49tsubo	13,491	70,286

*Above rent fee are including of maintenance fee. **1 tsubo ÷ 3.3 sq.m ÷ 35.58 sq. feet

**Vacancy Rate of Large-Scale Buildings
(Floor Plate : 200tsubo or Larger)**

