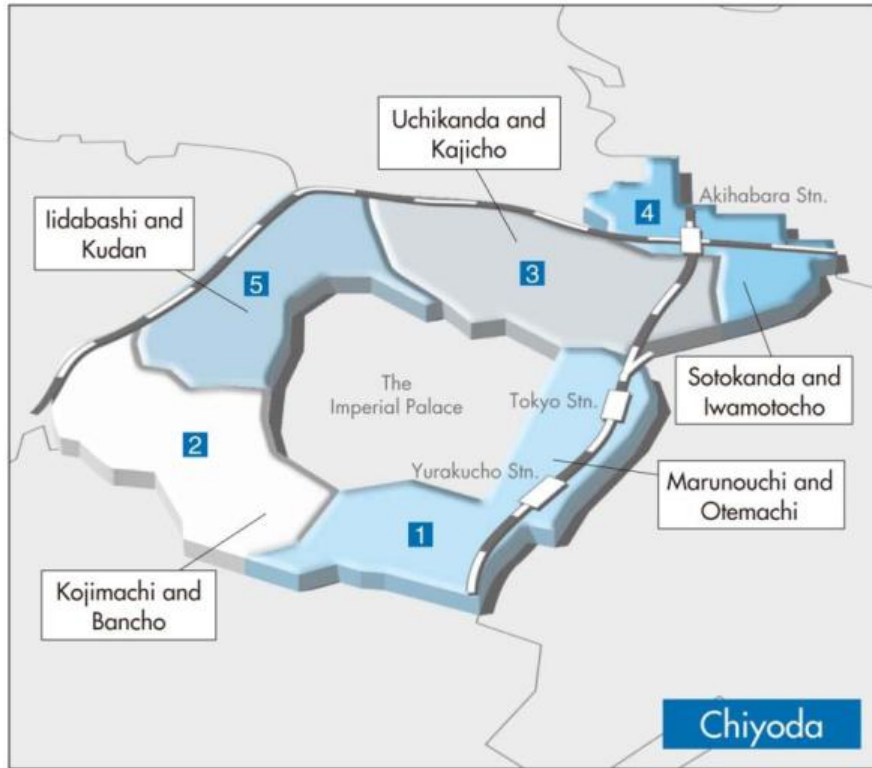
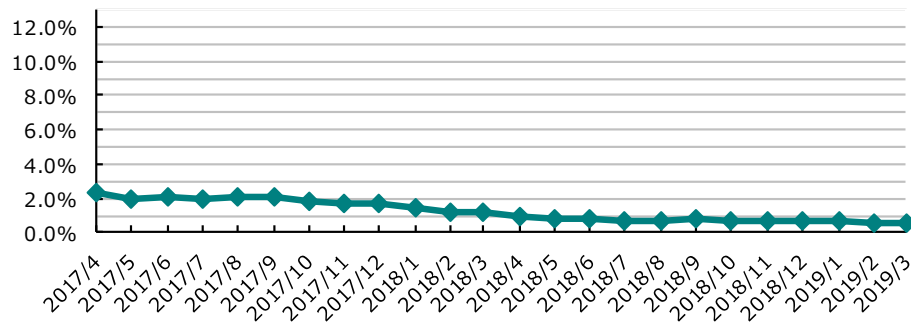


Chiyoda Ward



**Vacancy Rate of Large-Scale Buildings
(Floor Plate : 200tsubo or Larger)**



1 Marunouchi, Otemachi, Yurakucho, Uchisaiwaicho, Kasumigaseki

Floor Plate Size	Rent (¥/tsubo)	Deposit (¥/tsubo)
200tsubo or greater	41,255	495,059
100~199tsubo	34,333	412,000
50~99tsubo	insufficient data	insufficient data
20~49tsubo	23,250	224,000

2 Kojimachi, Bancho, Hirakawacho, Kioicho, Hayabusacho, Nagatacho

Floor Plate Size	Rent (¥/tsubo)	Deposit (¥/tsubo)
200tsubo or greater	27,353	328,235
100~199tsubo	21,774	248,376
50~99tsubo	19,237	178,347
20~49tsubo	15,548	111,414

3 Uchi-Kanda, Tacho, Tsukasacho, Mitoshirocho, Sudacho, Kajicho, Awajicho, Ogawamachi, Kanda-Surugadai, Jinbocho, Nishikicho, etc.

Floor Plate Size	Rent (¥/tsubo)	Deposit (¥/tsubo)
200tsubo or greater	27,733	332,800
100~199tsubo	20,900	230,360
50~99tsubo	16,447	146,894
20~49tsubo	13,366	86,334

4 Iwamotocho, Soto-Kanda, Higashi-Kanda, Kanda-Hirakawacho, Konyacho, Izumicho, Matsunagacho, Aioicho, Sakumacho, Kanda-Matsunagacho, etc.

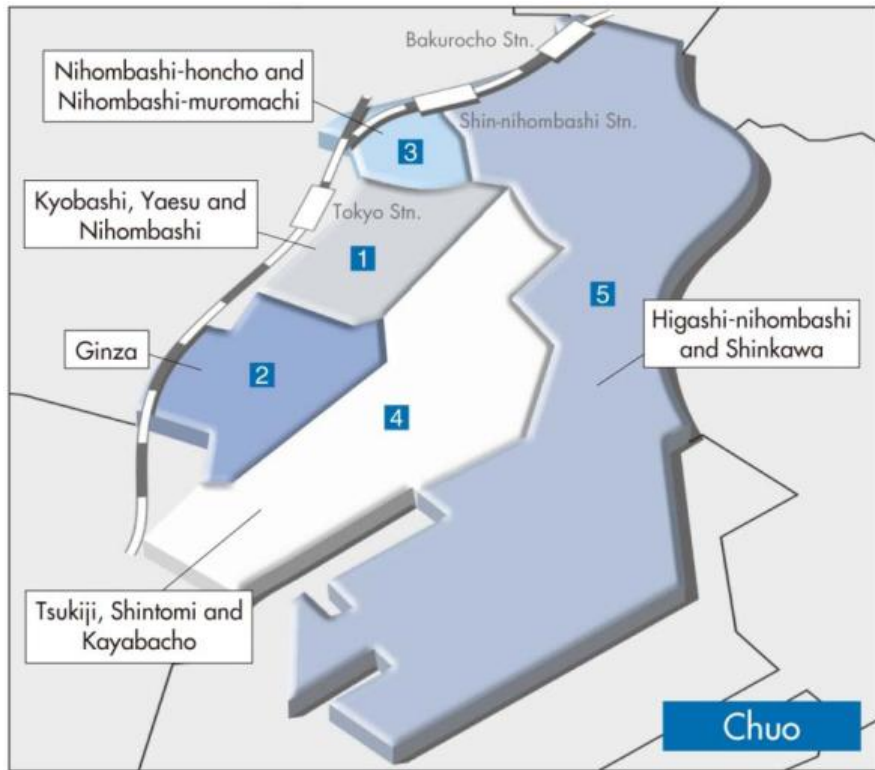
Floor Plate Size	Rent (¥/tsubo)	Deposit (¥/tsubo)
200tsubo or greater	22,600	261,600
100~199tsubo	19,575	194,557
50~99tsubo	14,141	108,088
20~49tsubo	13,486	87,827

5 Iidabashi, Fujimi, Kudan-Kita, Kudan-Minami

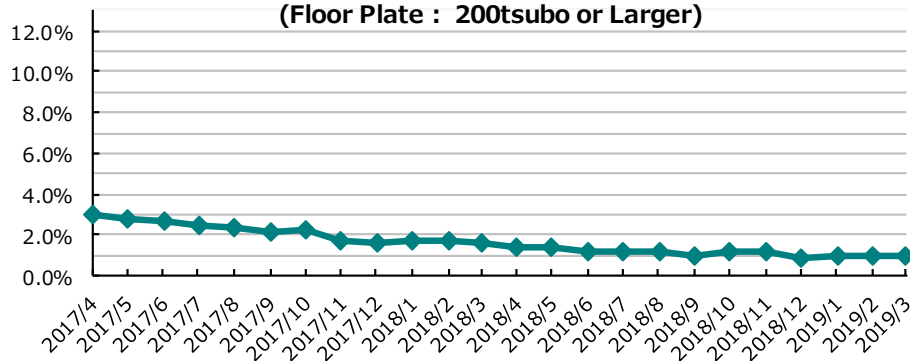
Floor Plate Size	Rent (¥/tsubo)	Deposit (¥/tsubo)
200tsubo or greater	23,076	254,712
100~199tsubo	18,900	202,600
50~99tsubo	16,878	142,286
20~49tsubo	13,484	77,388

*Above rent fee are including of maintenance fee. *Insufficient Data' indicates less than 4 buildings was available in the area.

Chuo Ward



**Vacancy Rate of Large-Scale Buildings
(Floor Plate : 200tsubo or Larger)**



1 Kyobashi, Yaesu, Nihonbashi

Floor Plate Size	Rent (¥/tsubo)	Deposit (¥/tsubo)
200tsubo or greater	34,050	405,900
100~199tsubo	29,167	343,667
50~99tsubo	19,748	166,689
20~49tsubo	17,584	141,655

2 Ginza

Floor Plate Size	Rent (¥/tsubo)	Deposit (¥/tsubo)
200tsubo or greater	28,375	340,500
100~199tsubo	26,112	289,735
50~99tsubo	22,500	214,801
20~49tsubo	21,262	177,113

3 Nihonbashi-Honcho, Nihonbashi-Muromachi, Nihonbashi-Hongokucho

Floor Plate Size	Rent (¥/tsubo)	Deposit (¥/tsubo)
200tsubo or greater	25,500	303,000
100~199tsubo	21,400	252,801
50~99tsubo	15,800	158,600
20~49tsubo	15,134	120,402

4 Tsukiji, Shintomi, Kabutocho, Kayabacho, Hatchobori

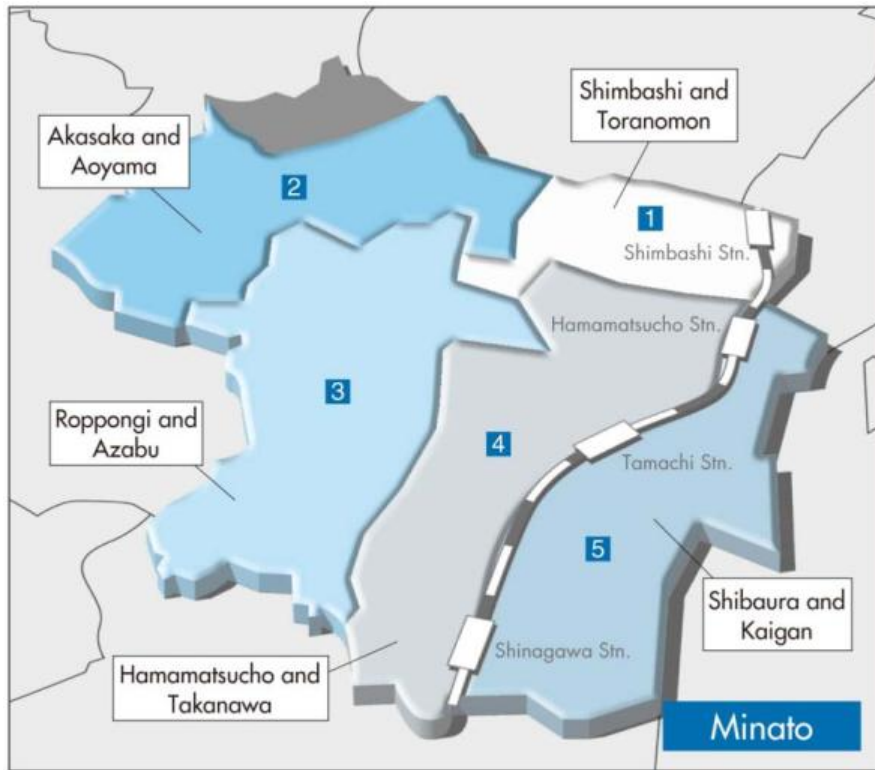
Floor Plate Size	Rent (¥/tsubo)	Deposit (¥/tsubo)
200tsubo or greater	24,264	277,455
100~199tsubo	19,350	205,225
50~99tsubo	15,316	129,336
20~49tsubo	13,433	92,637

5 Kobunecho, Ningyocho, Kakigaracho, Hakozaicho, Odenmacho, Kodenmacho, Kachidoki, Harumi, Horidomecho, Higashi-Nihonbashi, Irifune, Shinkawa, Hamacho, etc.

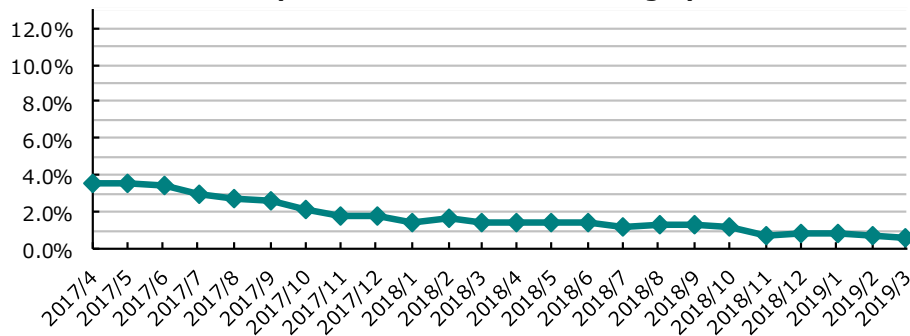
Floor Plate Size	Rent (¥/tsubo)	Deposit (¥/tsubo)
200tsubo or greater	19,129	222,105
100~199tsubo	16,154	167,748
50~99tsubo	13,669	118,296
20~49tsubo	11,706	72,695

*Above rent fee are including of maintenance fee.

Minato Ward



**Vacancy Rate of Large-Scale Buildings
(Floor Plate : 200tsubo or Larger)**



1 Shimbashi, Higashi-Shimbashi, Nishi-Shimbashi, Toranomon, Atago

Floor Plate Size	Rent (¥/tsubo)	Deposit (¥/tsubo)
200tsubo or greater	30,858	368,461
100~199tsubo	24,588	271,237
50~99tsubo	18,646	167,302
20~49tsubo	15,561	119,953

2 Akasaka, Moto-Akasaka, Kita-Aoyama, Minami-Aoyama

Floor Plate Size	Rent (¥/tsubo)	Deposit (¥/tsubo)
200tsubo or greater	30,380	357,040
100~199tsubo	23,434	238,790
50~99tsubo	20,057	181,158
20~49tsubo	18,616	142,174

3 Roppongi, Nishi-Azabu, Higashi-Azabu, Minami-Azabu, Moto-Azabu, Azabudai, Azabu-Juban, Azabu-Mamianacho, Shirokane, Shirokanedai, etc.

Floor Plate Size	Rent (¥/tsubo)	Deposit (¥/tsubo)
200tsubo or greater	30,900	370,800
100~199tsubo	20,636	231,636
50~99tsubo	18,499	142,633
20~49tsubo	16,244	94,905

4 Hamamatsucho, Shibadaimon, Shibakoen, Shiba, Mita, Takanawa

Floor Plate Size	Rent (¥/tsubo)	Deposit (¥/tsubo)
200tsubo or greater	25,050	300,601
100~199tsubo	20,645	223,029
50~99tsubo	16,320	150,344
20~49tsubo	14,784	104,188

5 Konan, Daiba, Shibaura, Kaigan

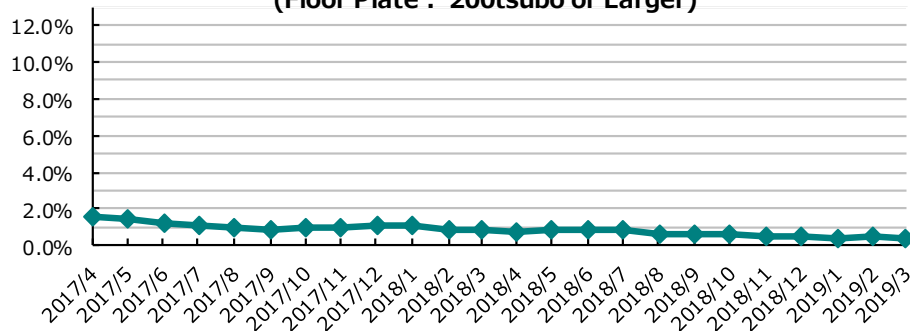
Floor Plate Size	Rent (¥/tsubo)	Deposit (¥/tsubo)
200tsubo or greater	24,375	285,541
100~199tsubo	14,500	151,333
50~99tsubo	15,594	129,694
20~49tsubo	12,972	57,573

*Above rent fee are including of maintenance fee.

Shinjuku Ward



Vacancy Rate of Large-Scale Buildings
(Floor Plate : 200tsubo or Larger)



1 Nishi-Shinjuku

Floor Plate Size	Rent (¥/tsubo)	Deposit (¥/tsubo)
200tsubo or greater	28,583	335,833
100~199tsubo	26,125	291,233
50~99tsubo	19,372	150,255
20~49tsubo	18,745	140,498

2 Shinjuku, Kabukicho

Floor Plate Size	Rent (¥/tsubo)	Deposit (¥/tsubo)
200tsubo or greater	27,667	332,000
100~199tsubo	18,319	168,039
50~99tsubo	18,038	151,788
20~49tsubo	15,226	103,266

3 Yotsuya, Ichigaya, Daikyocho, Shinanomachi, Arakicho, Tomihisacho, etc.

Floor Plate Size	Rent (¥/tsubo)	Deposit (¥/tsubo)
200tsubo or greater	26,250	315,000
100~199tsubo	15,360	140,142
50~99tsubo	13,946	95,489
20~49tsubo	12,654	62,740

4 Takadanobaba, Okubo, Hyakunincho, Kita-Shinjuku, etc.

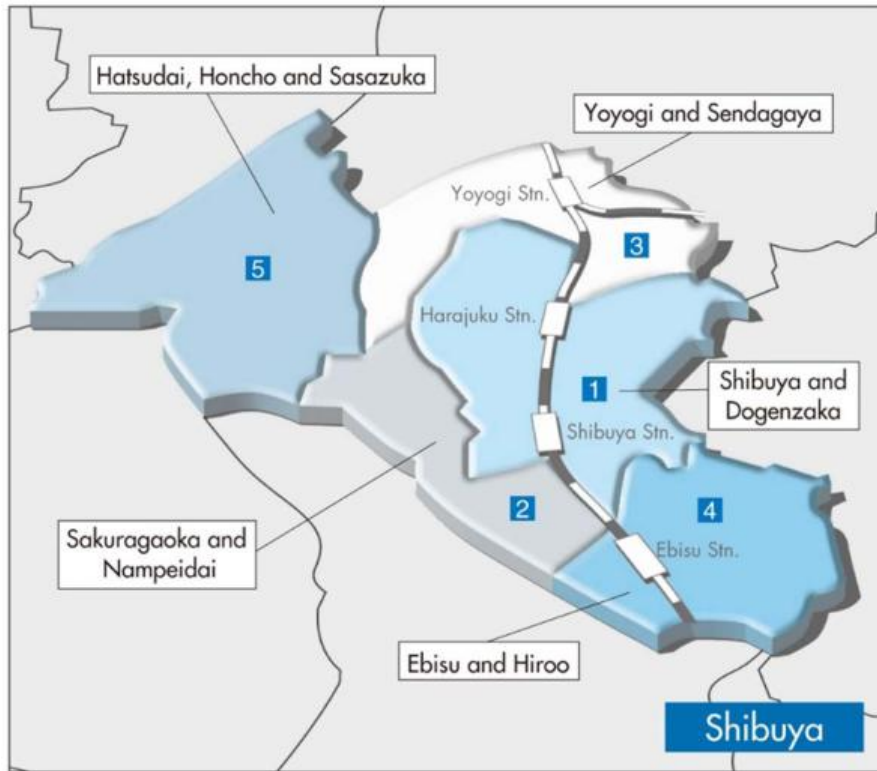
Floor Plate Size	Rent (¥/tsubo)	Deposit (¥/tsubo)
200tsubo or greater	17,167	192,000
100~199tsubo	15,655	141,224
50~99tsubo	13,997	91,951
20~49tsubo	12,098	51,345

5 Waseda, Kagurazaka, etc.

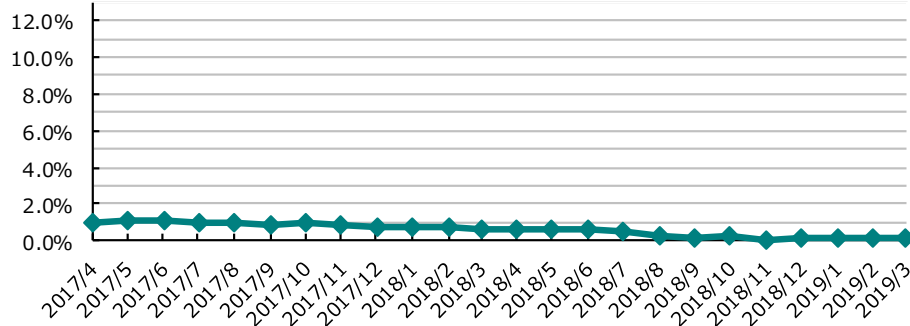
Floor Plate Size	Rent (¥/tsubo)	Deposit (¥/tsubo)
200tsubo or greater	insufficient data	insufficient data
100~199tsubo	17,202	160,811
50~99tsubo	13,451	104,174
20~49tsubo	11,306	51,368

*Above rent fee are including of maintenance fee. *'Insufficient Data' indicates less than 4 buildings was available in the area.

Shibuya Ward



**Vacancy Rate of Large-Scale Buildings
(Floor Plate : 200tsubo or Larger)**



1 Shibuya, Jingumae, Jinnan, Udagawacho, Dogenzaka

Floor Plate Size	Rent (¥/tsubo)	Deposit (¥/tsubo)
200tsubo or greater	31,929	366,857
100~199tsubo	29,375	346,379
50~99tsubo	24,701	246,219
20~49tsubo	23,987	181,892

2 Sakuragaokacho, Nanpeidaicho, etc.

Floor Plate Size	Rent (¥/tsubo)	Deposit (¥/tsubo)
200tsubo or greater	37,000	444,000
100~199tsubo	31,000	372,000
50~99tsubo	21,250	196,625
20~49tsubo	17,010	116,218

3 Yoyogi, Sendagaya

Floor Plate Size	Rent (¥/tsubo)	Deposit (¥/tsubo)
200tsubo or greater	26,250	315,000
100~199tsubo	23,070	240,240
50~99tsubo	19,148	152,676
20~49tsubo	16,751	101,830

4 Ebisu, Hiroo, Daikanyamacho, Higashi, Sarugakucho, etc.

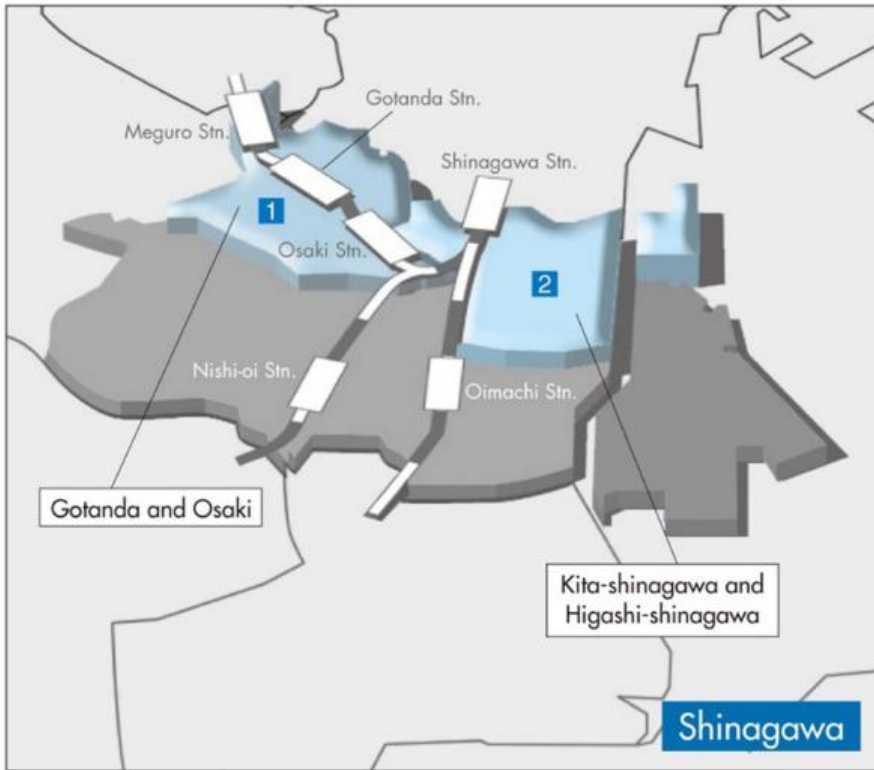
Floor Plate Size	Rent (¥/tsubo)	Deposit (¥/tsubo)
200tsubo or greater	31,800	381,600
100~199tsubo	26,857	296,571
50~99tsubo	20,802	208,717
20~49tsubo	18,763	133,965

5 Sasazuka, Hatsudai, Uehara, Motoyoyogi, etc.

Floor Plate Size	Rent (¥/tsubo)	Deposit (¥/tsubo)
200tsubo or greater	17,750	213,000
100~199tsubo	16,417	129,667
50~99tsubo	12,578	71,385
20~49tsubo	13,091	59,876

*Above rent fee are including of maintenance fee.

Shinagawa Ward



1 Higashi-Gotanda, Nishi-Gotanda, Osaki, Kami-Osaki, Osaki, Nishi-Shinagawa

Floor Plate Size	Rent (¥/tsubo)	Deposit (¥/tsubo)
200tsubo or greater	21,176	254,118
100~199tsubo	18,048	199,333
50~99tsubo	15,942	128,974
20~49tsubo	13,766	93,708

2 Higashi-Shinagawa, Kita-Shinagawa, Minami-Shinagawa

Floor Plate Size	Rent (¥/tsubo)	Deposit (¥/tsubo)
200tsubo or greater	19,000	216,571
100~199tsubo	13,861	147,534
50~99tsubo	14,300	105,800
20~49tsubo	11,186	46,108

*Above rent fee are including of maintenance fee.

**Vacancy Rate of Large-Scale Buildings
(Floor Plate : 200tsubo or Larger)**

