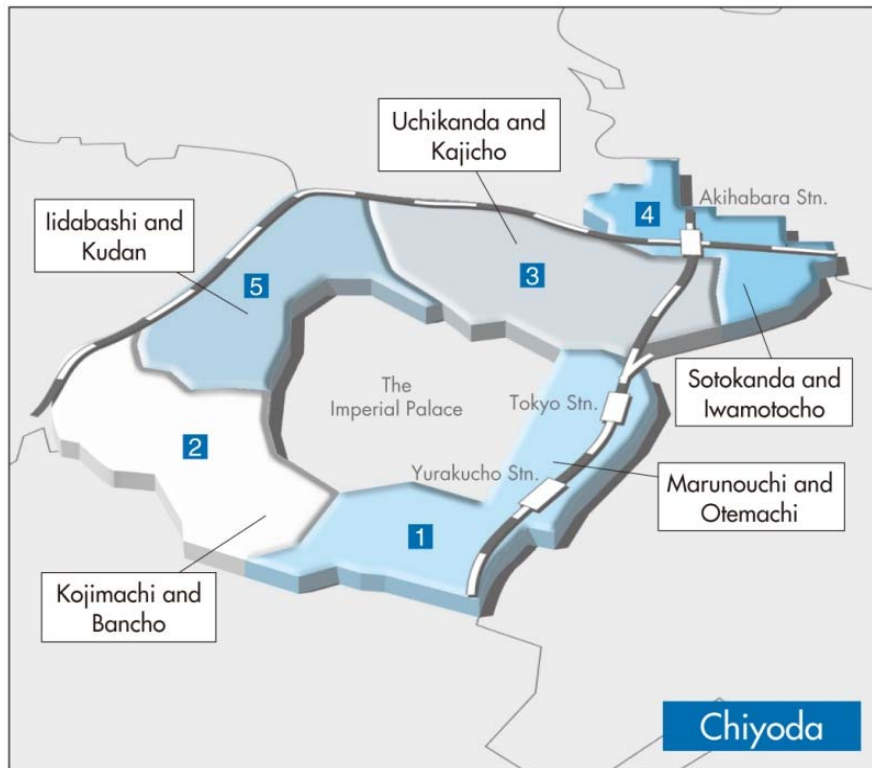
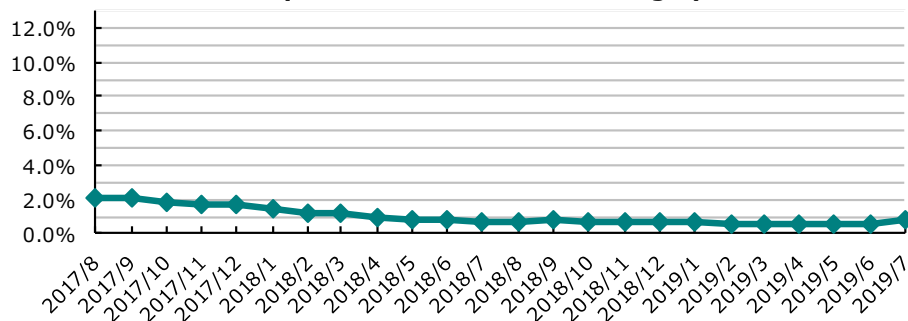


Chiyoda Ward



**Vacancy Rate of Large-Scale Buildings
(Floor Plate : 200tsubo or Larger)**



1 Marunouchi, Otemachi, Yurakucho, Uchisaiwaicho, Kasumigaseki

Floor Plate Size	Rent (¥/tsubo)	Deposit (¥/tsubo)
200tsubo or greater	41,264	493,192
100~199tsubo	33,333	400,000
50~99tsubo	insufficient data	insufficient data
20~49tsubo	23,500	262,000

2 Kojimachi, Bancho, Hirakawacho, Kioicho, Hayabusacho, Nagatacho

Floor Plate Size	Rent (¥/tsubo)	Deposit (¥/tsubo)
200tsubo or greater	26,056	312,667
100~199tsubo	23,549	268,387
50~99tsubo	20,259	192,539
20~49tsubo	14,941	98,881

3 Uchi-Kanda, Tacho, Tsukasacho, Mitoshirocho, Sudacho, Kajicho, Awajicho, Ogawamachi, Kanda-Surugadai, Jinbocho, Nishikicho, etc.

Floor Plate Size	Rent (¥/tsubo)	Deposit (¥/tsubo)
200tsubo or greater	27,600	331,200
100~199tsubo	21,793	241,771
50~99tsubo	17,181	149,863
20~49tsubo	13,708	88,999

4 Iwamotocho, Soto-Kanda, Higashi-Kanda, Kanda-Hirakawacho, Konyacho, Izumicho, Matsunagacho, Aioicho, Sakumacho, Kanda-Matsunagacho, etc.

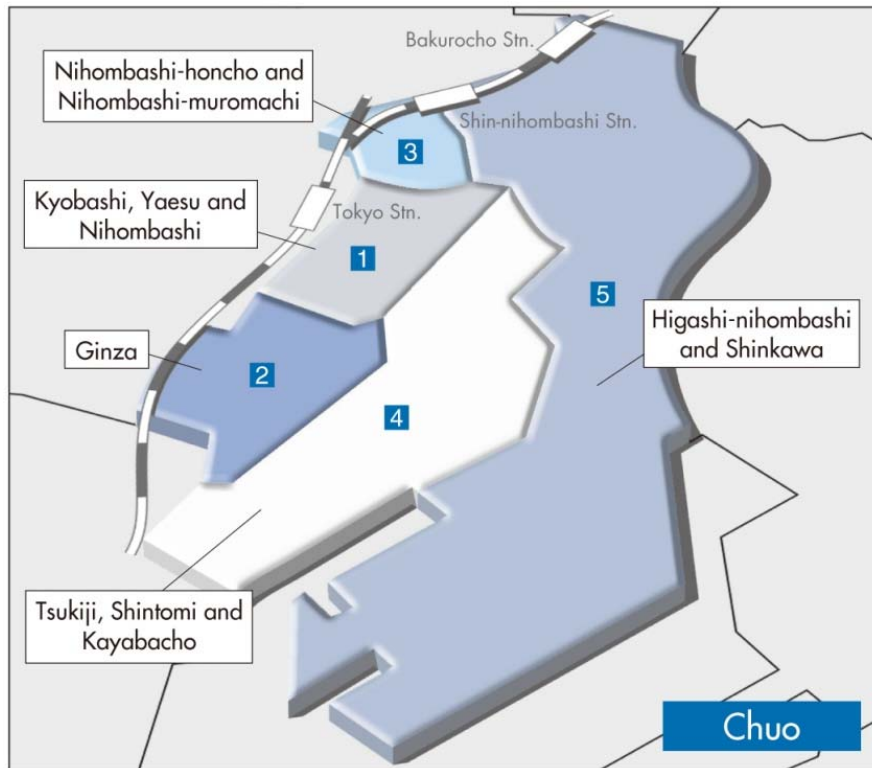
Floor Plate Size	Rent (¥/tsubo)	Deposit (¥/tsubo)
200tsubo or greater	29,200	350,400
100~199tsubo	20,510	220,221
50~99tsubo	14,951	124,224
20~49tsubo	13,614	88,709

5 Iidabashi, Fujimi, Kudan-Kita, Kudan-Minami

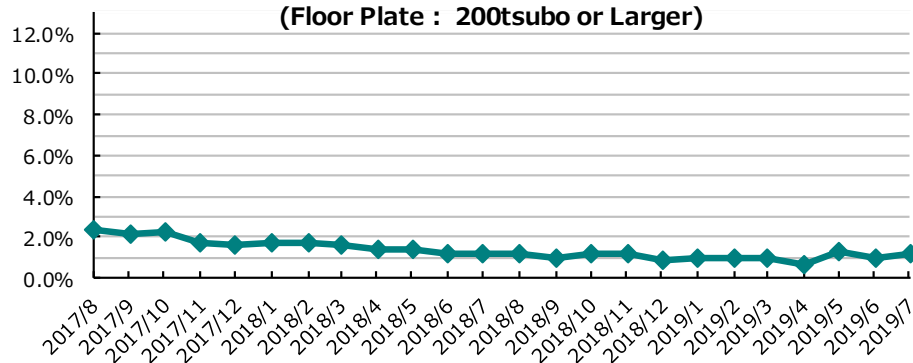
Floor Plate Size	Rent (¥/tsubo)	Deposit (¥/tsubo)
200tsubo or greater	24,875	298,500
100~199tsubo	18,667	200,000
50~99tsubo	16,380	150,537
20~49tsubo	13,689	91,437

*Above rent fee are including of maintenance fee. *Insufficient Data indicates less than 4 buildings was available in the area.

Chuo Ward



**Vacancy Rate of Large-Scale Buildings
(Floor Plate : 200tsubo or Larger)**



1 Kyobashi, Yaesu, Nihonbashi

Floor Plate Size	Rent (¥/tsubo)	Deposit (¥/tsubo)
200tsubo or greater	33,950	404,700
100~199tsubo	29,154	330,154
50~99tsubo	20,788	175,083
20~49tsubo	18,644	163,825

2 Ginza

Floor Plate Size	Rent (¥/tsubo)	Deposit (¥/tsubo)
200tsubo or greater	32,375	381,500
100~199tsubo	26,073	287,120
50~99tsubo	22,664	208,903
20~49tsubo	21,131	171,883

3 Nihonbashi-Honcho, Nihonbashi-Muromachi, Nihonbashi-Hongokucho

Floor Plate Size	Rent (¥/tsubo)	Deposit (¥/tsubo)
200tsubo or greater	25,818	289,364
100~199tsubo	21,833	255,333
50~99tsubo	16,214	157,000
20~49tsubo	16,275	133,771

4 Tsukiji, Shintomi, Kabutocho, Kayabacho, Hatchobori

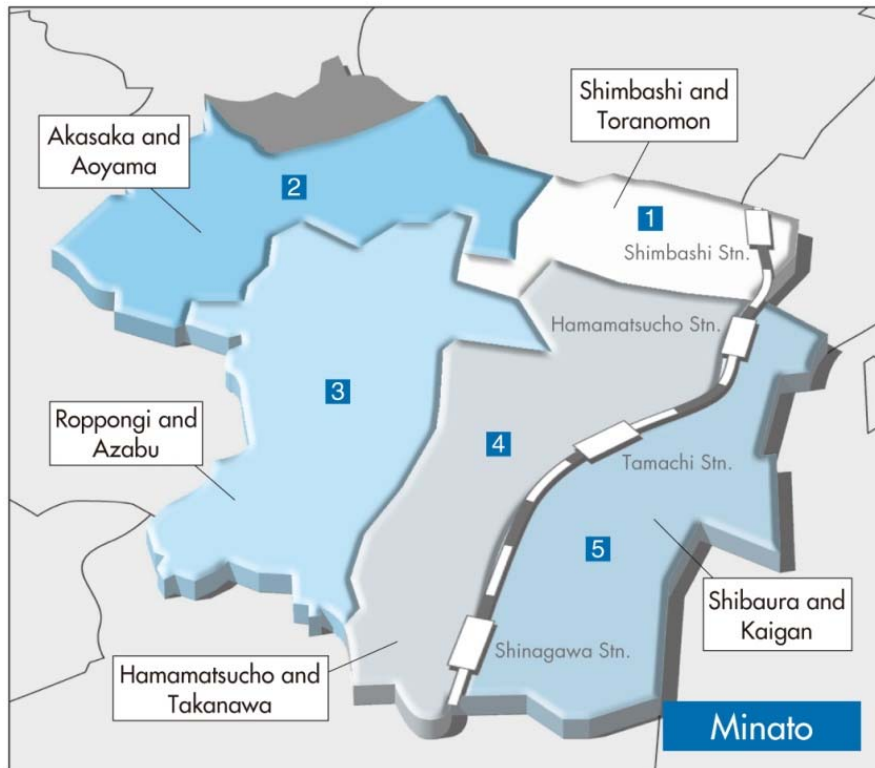
Floor Plate Size	Rent (¥/tsubo)	Deposit (¥/tsubo)
200tsubo or greater	25,590	293,600
100~199tsubo	20,500	224,000
50~99tsubo	15,079	128,301
20~49tsubo	13,787	98,159

5 Kobunecho, Ningyocho, Kakigaracho, Hakozaicho, Odenmacho, Kodenmacho, Kachidoki, Harumi, Horidomecho, Higashi-Nihonbashi, Irifune, Shinkawa, Hamacho, etc.

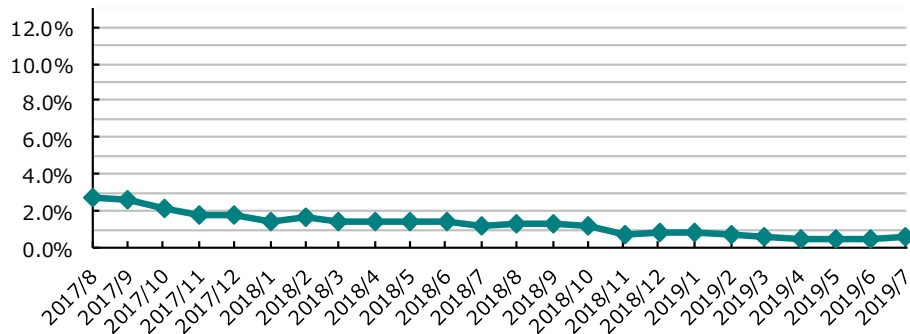
Floor Plate Size	Rent (¥/tsubo)	Deposit (¥/tsubo)
200tsubo or greater	19,079	222,105
100~199tsubo	16,561	172,575
50~99tsubo	14,697	126,730
20~49tsubo	12,211	75,664

*Above rent fee are including of maintenance fee.

Minato Ward



**Vacancy Rate of Large-Scale Buildings
(Floor Plate : 200tsubo or Larger)**



1 Shimbashi, Higashi-Shimbashi, Nishi-Shimbashi, Toranomom, Atago

Floor Plate Size	Rent (¥/tsubo)	Deposit (¥/tsubo)
200tsubo or greater	31,025	372,300
100~199tsubo	24,104	258,830
50~99tsubo	19,659	188,728
20~49tsubo	16,527	125,622

2 Akasaka, Moto-Akasaka, Kita-Aoyama, Minami-Aoyama

Floor Plate Size	Rent (¥/tsubo)	Deposit (¥/tsubo)
200tsubo or greater	31,009	351,075
100~199tsubo	23,706	251,538
50~99tsubo	20,738	170,444
20~49tsubo	19,862	153,784

3 Roppongi, Nishi-Azabu, Higashi-Azabu, Minami-Azabu, Moto-Azabu, Azabudai, Azabu-Juban, Azabu-Mamianacho, Shirokane, Shirokanedai, etc.

Floor Plate Size	Rent (¥/tsubo)	Deposit (¥/tsubo)
200tsubo or greater	30,923	371,077
100~199tsubo	21,364	247,455
50~99tsubo	17,871	143,255
20~49tsubo	18,556	117,582

4 Hamamatsucho, Shibadaimon, Shibakoen, Shiba, Mita, Takanawa

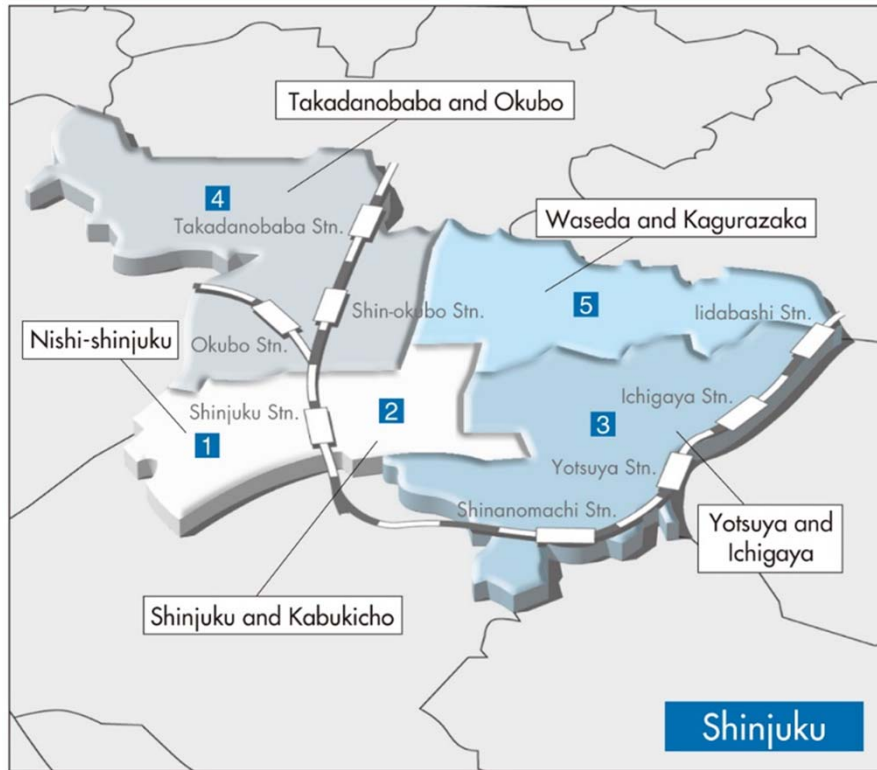
Floor Plate Size	Rent (¥/tsubo)	Deposit (¥/tsubo)
200tsubo or greater	26,444	317,333
100~199tsubo	21,472	234,994
50~99tsubo	17,649	158,946
20~49tsubo	14,398	100,838

5 Konan, Daiba, Shibaura, Kaigan

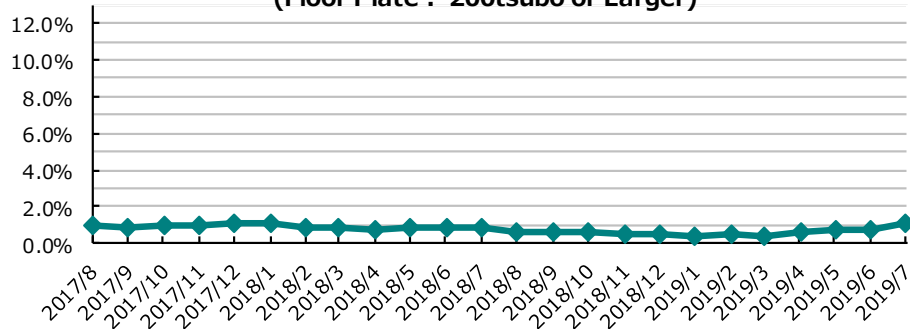
Floor Plate Size	Rent (¥/tsubo)	Deposit (¥/tsubo)
200tsubo or greater	25,423	299,723
100~199tsubo	20,800	241,200
50~99tsubo	16,907	140,656
20~49tsubo	13,033	63,177

*Above rent fee are including of maintenance fee.

Shinjuku Ward



Vacancy Rate of Large-Scale Buildings
(Floor Plate : 200tsubo or Larger)



1 Nishi-Shinjuku

Floor Plate Size	Rent (¥/tsubo)	Deposit (¥/tsubo)
200tsubo or greater	28,250	331,000
100~199tsubo	22,089	236,328
50~99tsubo	18,722	143,385
20~49tsubo	18,899	144,286

2 Shinjuku, Kabukicho

Floor Plate Size	Rent (¥/tsubo)	Deposit (¥/tsubo)
200tsubo or greater	29,500	354,000
100~199tsubo	19,850	195,650
50~99tsubo	17,038	127,990
20~49tsubo	16,056	106,228

3 Yotsuya, Ichigaya, Daikyocho, Shinanomachi, Arakicho, Tomihisacho, etc.

Floor Plate Size	Rent (¥/tsubo)	Deposit (¥/tsubo)
200tsubo or greater	31,000	372,000
100~199tsubo	18,531	184,249
50~99tsubo	14,211	95,877
20~49tsubo	12,841	69,807

4 Takadanobaba, Okubo, Hyakunincho, Kita-Shinjuku, etc.

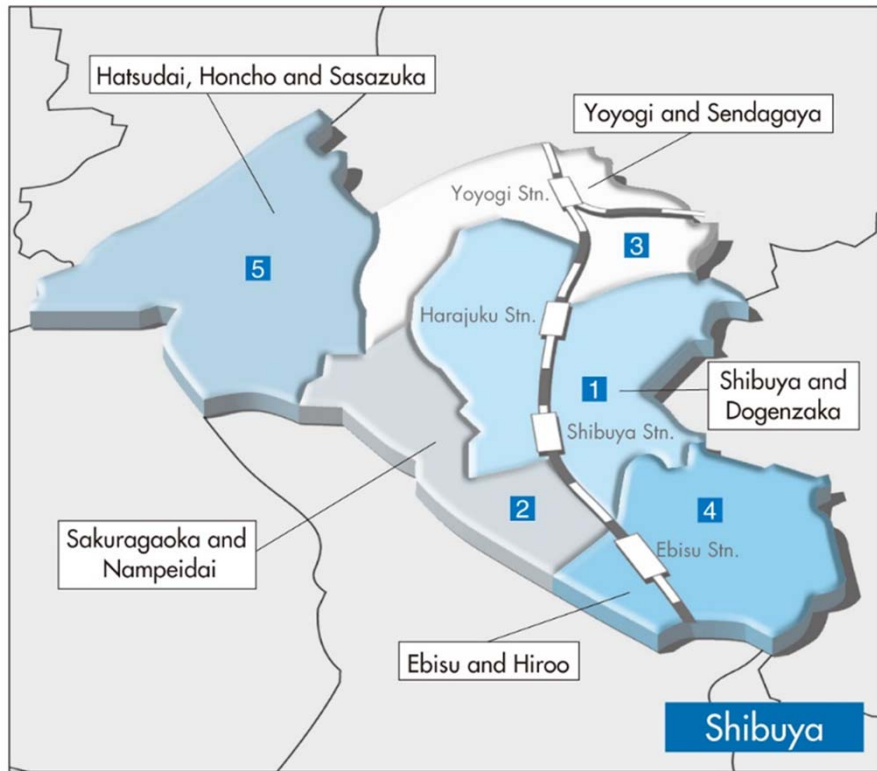
Floor Plate Size	Rent (¥/tsubo)	Deposit (¥/tsubo)
200tsubo or greater	20,500	246,000
100~199tsubo	16,421	162,196
50~99tsubo	13,400	76,196
20~49tsubo	12,510	56,150

5 Waseda, Kagurazaka, etc.

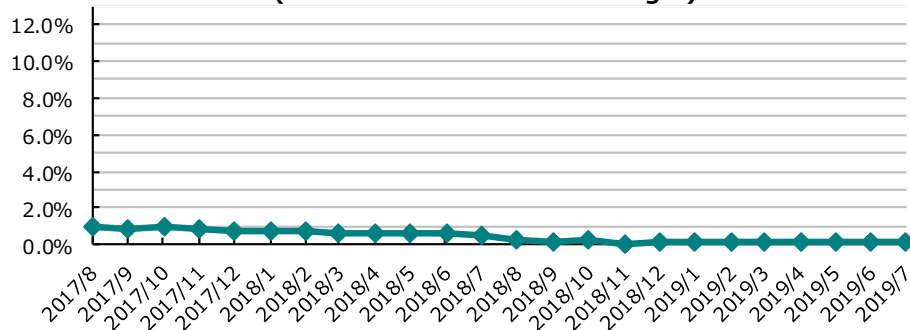
Floor Plate Size	Rent (¥/tsubo)	Deposit (¥/tsubo)
200tsubo or greater	insufficient data	insufficient data
100~199tsubo	17,500	177,000
50~99tsubo	12,704	69,710
20~49tsubo	11,738	55,139

*Above rent fee are including of maintenance fee. *'Insufficient Data' indicates less than 4 buildings was available in the area.

Shibuya Ward



**Vacancy Rate of Large-Scale Buildings
(Floor Plate : 200tsubo or Larger)**



1 Shibuya, Jingumae, Jinnan, Udagawacho, Dogenzaka

Floor Plate Size	Rent (¥/tsubo)	Deposit (¥/tsubo)
200tsubo or greater	32,400	366,000
100~199tsubo	29,714	334,143
50~99tsubo	25,221	258,319
20~49tsubo	23,010	171,300

2 Sakuragaokacho, Nanpeidaicho, etc.

Floor Plate Size	Rent (¥/tsubo)	Deposit (¥/tsubo)
200tsubo or greater	37,000	444,000
100~199tsubo	30,000	360,000
50~99tsubo	21,949	198,965
20~49tsubo	18,197	133,193

3 Yoyogi, Sendagaya

Floor Plate Size	Rent (¥/tsubo)	Deposit (¥/tsubo)
200tsubo or greater	27,333	328,000
100~199tsubo	24,000	272,800
50~99tsubo	19,222	157,033
20~49tsubo	17,687	105,946

4 Ebisu, Hiroo, Daikanyamacho, Higashi, Sarugakucho, etc.

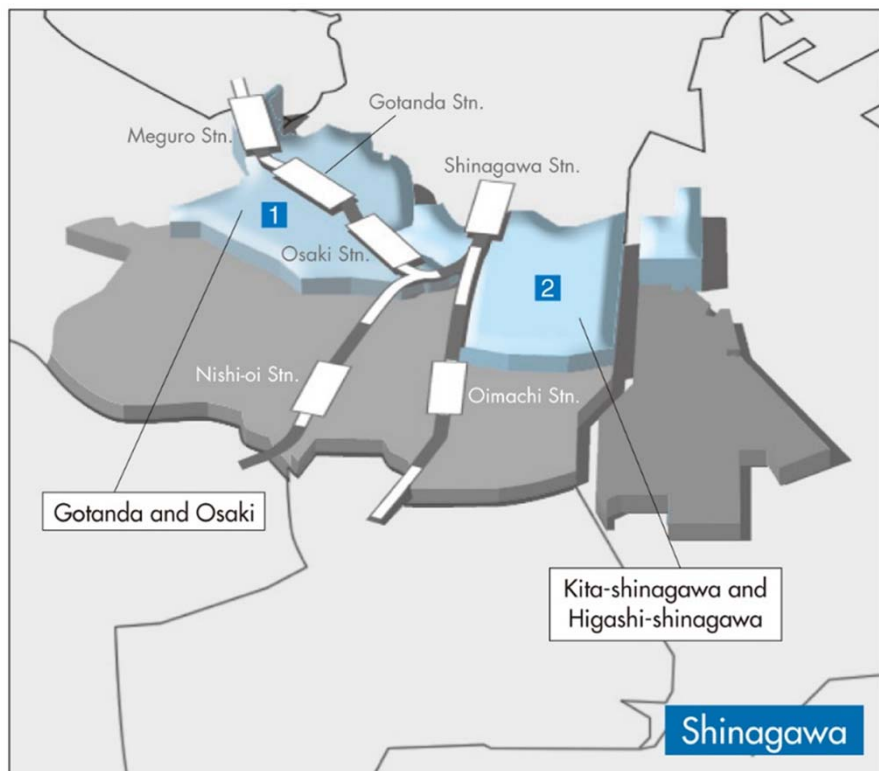
Floor Plate Size	Rent (¥/tsubo)	Deposit (¥/tsubo)
200tsubo or greater	32,200	386,400
100~199tsubo	28,333	340,000
50~99tsubo	22,928	225,348
20~49tsubo	18,457	121,767

5 Sasazuka, Hatsudai, Uehara, Motoyoyogi, etc.

Floor Plate Size	Rent (¥/tsubo)	Deposit (¥/tsubo)
200tsubo or greater	18,750	182,500
100~199tsubo	16,833	142,000
50~99tsubo	15,416	115,246
20~49tsubo	12,426	51,946

*Above rent fee are including of maintenance fee.

Shinagawa Ward



1 Higashi-Gotanda, Nishi-Gotanda, Osaki, Kami-Osaki, Osaki, Nishi-Shinagawa

Floor Plate Size	Rent (¥/tsubo)	Deposit (¥/tsubo)
200tsubo or greater	24,071	288,857
100~199tsubo	17,500	204,750
50~99tsubo	16,579	125,785
20~49tsubo	12,853	85,188

2 Higashi-Shinagawa, Kita-Shinagawa, Minami-Shinagawa

Floor Plate Size	Rent (¥/tsubo)	Deposit (¥/tsubo)
200tsubo or greater	18,778	218,667
100~199tsubo	14,670	154,082
50~99tsubo	14,107	102,622
20~49tsubo	12,049	48,287

*Above rent fee are including of maintenance fee.

**Vacancy Rate of Large-Scale Buildings
(Floor Plate : 200tsubo or Larger)**

