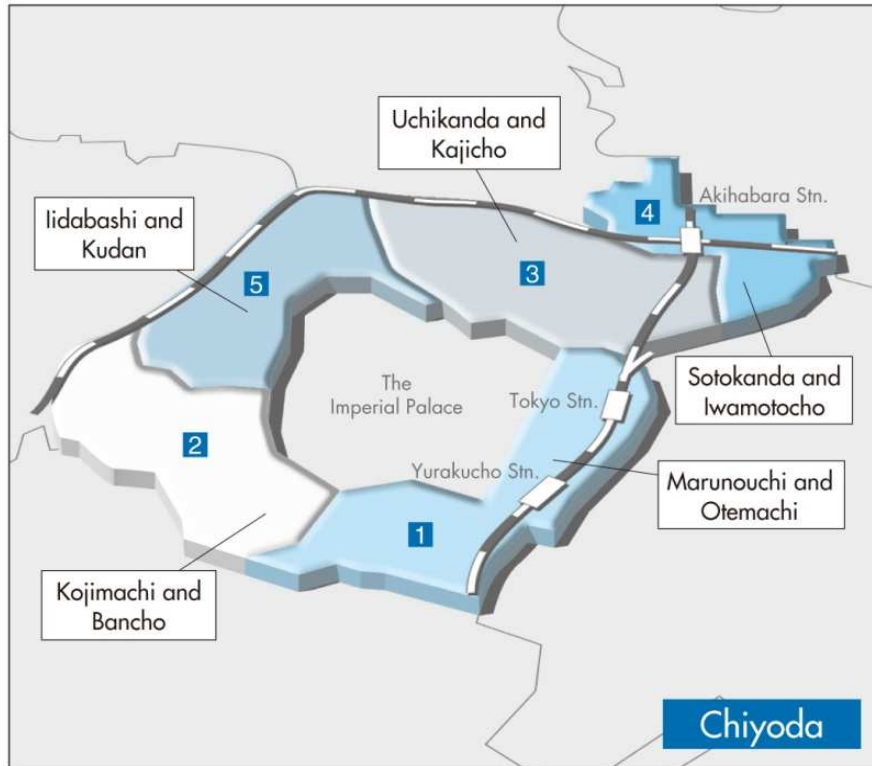
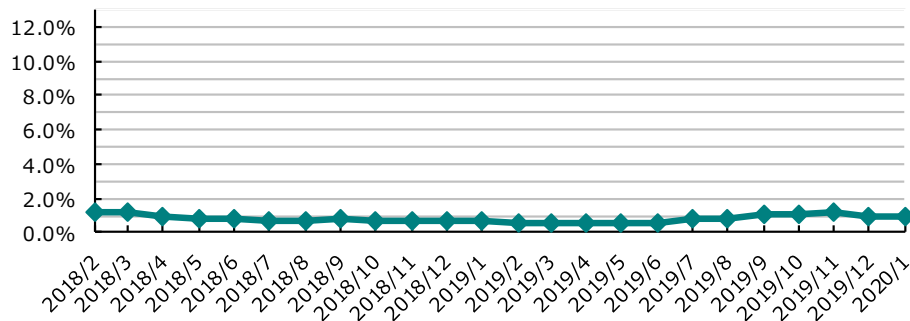


Chiyoda Ward



**Vacancy Rate of Large-Scale Buildings
(Floor Plate : 200tsubo or Larger)**



1 Marunouchi, Otemachi, Yurakucho, Uchisaiwaicho, Kasumigaseki

Floor Plate Size	Rent (¥/tsubo)	Deposit (¥/tsubo)
200tsubo or greater	42,264	505,195
100~199tsubo	34,667	416,000
50~99tsubo	17,983	64,000
20~49tsubo	25,600	226,267

2 Kojimachi, Bancho, Hirakawacho, Kioicho, Hayabusacho, Nagatacho

Floor Plate Size	Rent (¥/tsubo)	Deposit (¥/tsubo)
200tsubo or greater	28,400	338,400
100~199tsubo	22,368	235,969
50~99tsubo	20,611	195,453
20~49tsubo	15,412	102,464

3 Uchi-Kanda, Tacho, Tsukasacho, Mitoshirocho, Sudacho, Kajicho, Awajicho, Ogawamachi, Kanda-Surugadai, Jinbocho, Nishikicho, etc.

Floor Plate Size	Rent (¥/tsubo)	Deposit (¥/tsubo)
200tsubo or greater	28,441	333,671
100~199tsubo	21,384	242,299
50~99tsubo	18,419	174,141
20~49tsubo	13,935	88,400

4 Iwamotocho, Soto-Kanda, Higashi-Kanda, Kanda-Hirakawacho, Konyacho, Izumicho, Matsunagacho, Aioicho, Sakumacho, Kanda-Matsunagacho, etc.

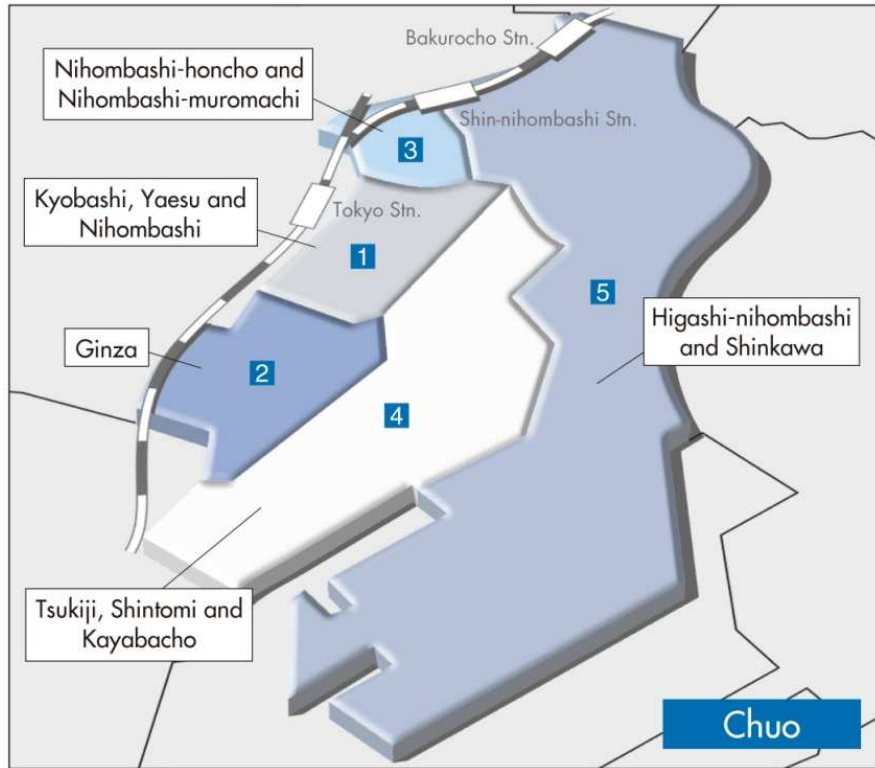
Floor Plate Size	Rent (¥/tsubo)	Deposit (¥/tsubo)
200tsubo or greater	32,333	388,000
100~199tsubo	20,605	210,270
50~99tsubo	15,601	135,329
20~49tsubo	13,683	93,496

5 Iidabashi, Fujimi, Kudan-Kita, Kudan-Minami

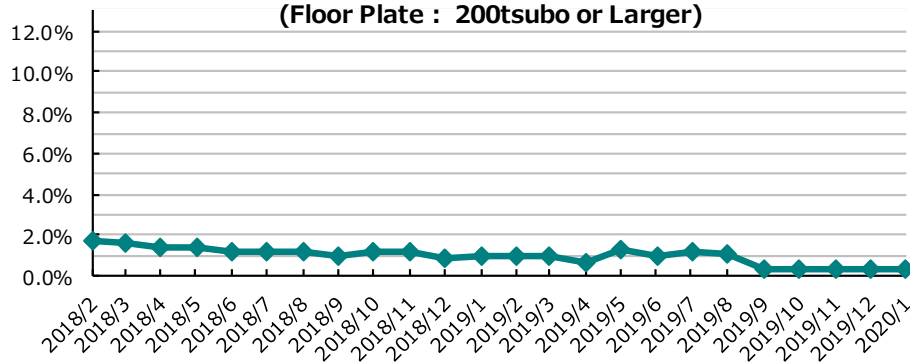
Floor Plate Size	Rent (¥/tsubo)	Deposit (¥/tsubo)
200tsubo or greater	25,875	310,500
100~199tsubo	18,000	190,125
50~99tsubo	17,254	132,022
20~49tsubo	14,288	98,293

*Above rent fee are including of maintenance fee. **1 tsubo ≒ 3.3 sq.m ≒ 35.58 sq. feet

Chuo Ward



**Vacancy Rate of Large-Scale Buildings
(Floor Plate : 200tsubo or Larger)**



1 Kyobashi, Yaesu, Nihonbashi

Floor Plate Size	Rent (¥/tsubo)	Deposit (¥/tsubo)
200tsubo or greater	33,053	388,422
100~199tsubo	28,225	313,200
50~99tsubo	23,392	224,074
20~49tsubo	18,279	163,511

2 Ginza

Floor Plate Size	Rent (¥/tsubo)	Deposit (¥/tsubo)
200tsubo or greater	31,727	355,364
100~199tsubo	26,581	287,421
50~99tsubo	25,012	241,384
20~49tsubo	21,184	171,244

3 Nihonbashi-Honcho, Nihonbashi-Muromachi, Nihonbashi-Hongokucho

Floor Plate Size	Rent (¥/tsubo)	Deposit (¥/tsubo)
200tsubo or greater	28,571	315,857
100~199tsubo	22,167	217,000
50~99tsubo	18,800	202,900
20~49tsubo	17,024	133,788

4 Tsukiji, Shintomi, Kabutocho, Kayabacho, Hatchobori

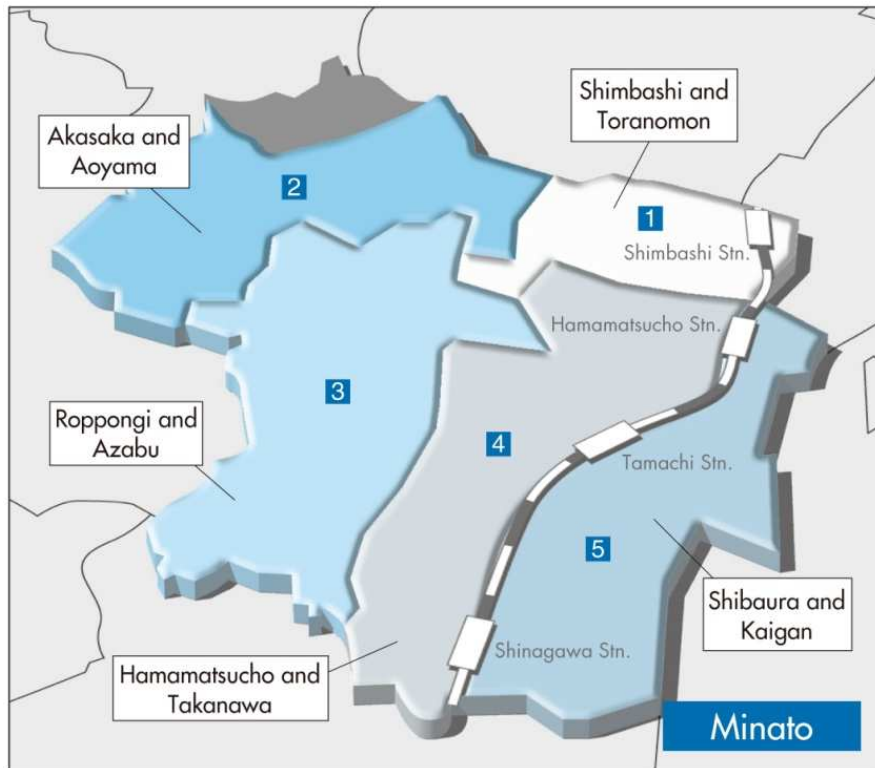
Floor Plate Size	Rent (¥/tsubo)	Deposit (¥/tsubo)
200tsubo or greater	24,322	276,889
100~199tsubo	23,700	284,400
50~99tsubo	15,430	131,435
20~49tsubo	14,485	104,729

5 Kobunecho, Ningyocho, Kakigaracho, Hakozaicho, Odenmacho, Kodenmacho, Kachidoki, Harumi, Horidomecho, Higashi-Nihonbashi, Irifune, Shinkawa, Hamacho, etc.

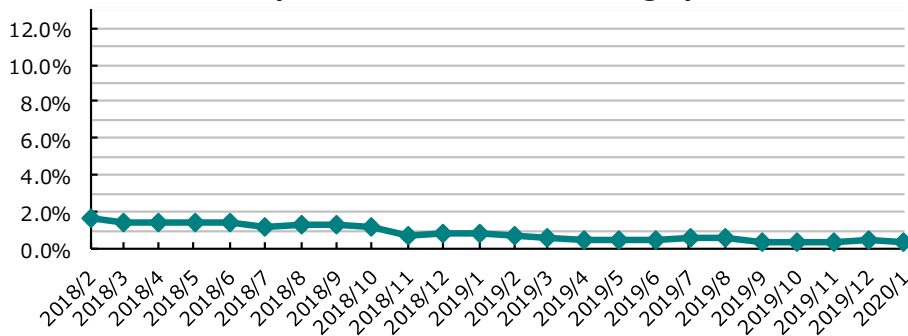
Floor Plate Size	Rent (¥/tsubo)	Deposit (¥/tsubo)
200tsubo or greater	20,250	243,000
100~199tsubo	17,373	196,654
50~99tsubo	15,123	125,169
20~49tsubo	12,805	84,163

*Above rent fee are including of maintenance fee. **1 tsubo ≒ 3.3 sq.m ≒ 35.58 sq. feet

Minato Ward



**Vacancy Rate of Large-Scale Buildings
(Floor Plate : 200tsubo or Larger)**



1 Shimbashi, Higashi-Shimbashi, Nishi-Shimbashi, Toranomon, Atago

Floor Plate Size	Rent (¥/tsubo)	Deposit (¥/tsubo)
200tsubo or greater	32,382	385,581
100~199tsubo	24,830	278,247
50~99tsubo	19,388	182,012
20~49tsubo	17,051	134,062

2 Akasaka, Moto-Akasaka, Kita-Aoyama, Minami-Aoyama

Floor Plate Size	Rent (¥/tsubo)	Deposit (¥/tsubo)
200tsubo or greater	33,028	382,852
100~199tsubo	24,242	261,827
50~99tsubo	21,375	200,285
20~49tsubo	19,998	152,056

3 Roppongi, Nishi-Azabu, Higashi-Azabu, Minami-Azabu, Moto-Azabu, Azabudai, Azabu-Juban, Azabu-Mamianacho, Shirokane, Shirokanedai, etc.

Floor Plate Size	Rent (¥/tsubo)	Deposit (¥/tsubo)
200tsubo or greater	31,250	375,000
100~199tsubo	22,546	244,365
50~99tsubo	18,348	147,254
20~49tsubo	18,937	124,232

4 Hamamatsucho, Shibadaimon, Shibakoen, Shiba, Mita, Takanawa

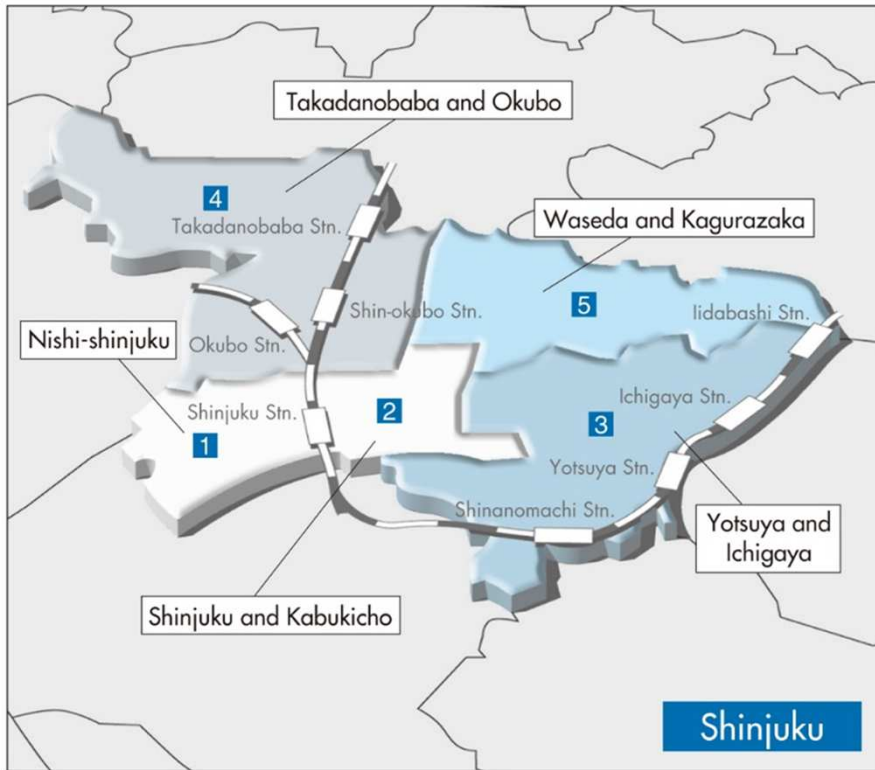
Floor Plate Size	Rent (¥/tsubo)	Deposit (¥/tsubo)
200tsubo or greater	27,000	324,000
100~199tsubo	21,063	226,250
50~99tsubo	18,873	167,345
20~49tsubo	14,889	98,067

5 Konan, Daiba, Shibaura, Kaigan

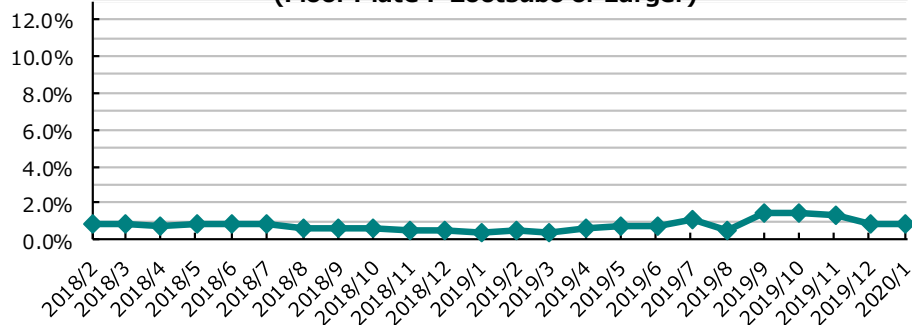
Floor Plate Size	Rent (¥/tsubo)	Deposit (¥/tsubo)
200tsubo or greater	25,087	291,600
100~199tsubo	20,778	229,111
50~99tsubo	16,893	154,240
20~49tsubo	14,206	79,986

*Above rent fee are including of maintenance fee . **1 tsubo ÷ 3.3 sq.m ÷ 35.58 sq. feet

Shinjuku Ward



Vacancy Rate of Large-Scale Buildings
(Floor Plate : 200tsubo or Larger)



1 Nishi-Shinjuku

Floor Plate Size	Rent (¥/tsubo)	Deposit (¥/tsubo)
200tsubo or greater	28,735	326,244
100~199tsubo	22,907	245,434
50~99tsubo	19,733	188,638
20~49tsubo	18,606	125,526

2 Shinjuku, Kabukicho

Floor Plate Size	Rent (¥/tsubo)	Deposit (¥/tsubo)
200tsubo or greater	30,000	360,000
100~199tsubo	18,883	174,520
50~99tsubo	17,113	123,930
20~49tsubo	15,926	104,232

3 Yotsuya, Ichigaya, Daikyocho, Shinanomachi, Arakicho, Tomihisacho, etc.

Floor Plate Size	Rent (¥/tsubo)	Deposit (¥/tsubo)
200tsubo or greater	25,400	290,400
100~199tsubo	19,492	215,756
50~99tsubo	14,459	95,057
20~49tsubo	13,295	80,743

4 Takadanobaba, Okubo, Hyakunincho, Kita-Shinjuku, etc.

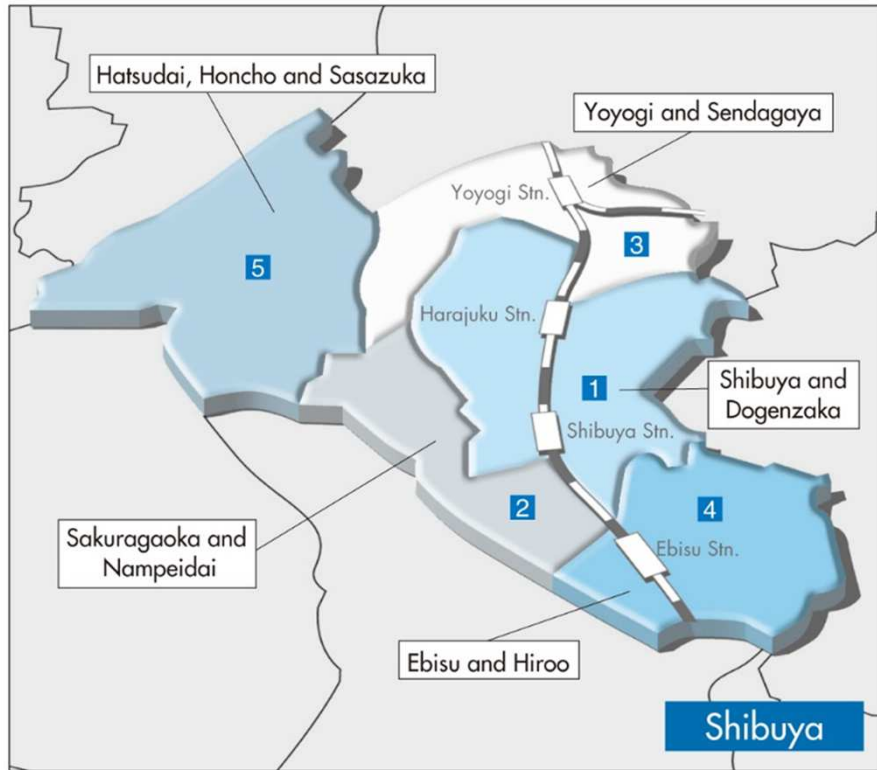
Floor Plate Size	Rent (¥/tsubo)	Deposit (¥/tsubo)
200tsubo or greater	30,000	360,000
100~199tsubo	16,898	169,832
50~99tsubo	14,081	91,051
20~49tsubo	13,122	63,064

5 Waseda, Kagurazaka, etc.

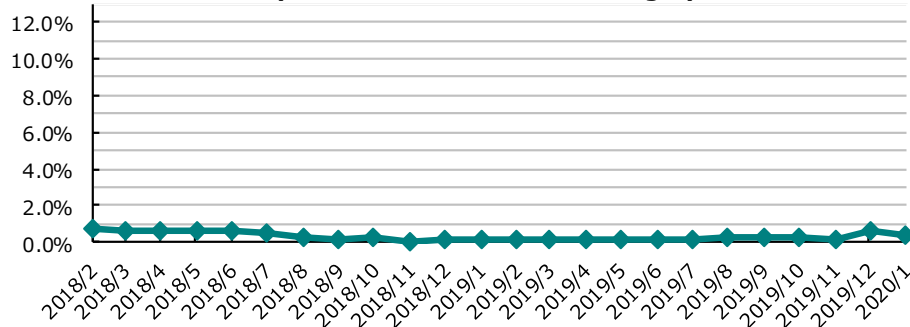
Floor Plate Size	Rent (¥/tsubo)	Deposit (¥/tsubo)
200tsubo or greater	25,500	306,000
100~199tsubo	16,500	173,333
50~99tsubo	13,648	66,885
20~49tsubo	11,706	50,766

*Above rent fee are including of maintenance fee **1 tsubo ≒ 3.3 sq.m ≒ 35.58 sq. feet

Shibuya Ward



**Vacancy Rate of Large-Scale Buildings
(Floor Plate : 200tsubo or Larger)**



1 Shibuya, Jingumae, Jinnan, Udagawacho, Dogenzaka

Floor Plate Size	Rent (¥/tsubo)	Deposit (¥/tsubo)
200tsubo or greater	33,769	386,462
100~199tsubo	30,533	350,800
50~99tsubo	24,700	236,032
20~49tsubo	23,549	167,028

2 Sakuragaokacho, Nanpeidaicho, etc.

Floor Plate Size	Rent (¥/tsubo)	Deposit (¥/tsubo)
200tsubo or greater	37,667	452,000
100~199tsubo	30,000	360,000
50~99tsubo	22,214	218,571
20~49tsubo	19,486	145,703

3 Yoyogi, Sendagaya

Floor Plate Size	Rent (¥/tsubo)	Deposit (¥/tsubo)
200tsubo or greater	26,800	321,600
100~199tsubo	24,167	290,000
50~99tsubo	20,022	155,030
20~49tsubo	17,861	100,125

4 Ebisu, Hiroo, Daikanyamacho, Higashi, Sarugakucho, etc.

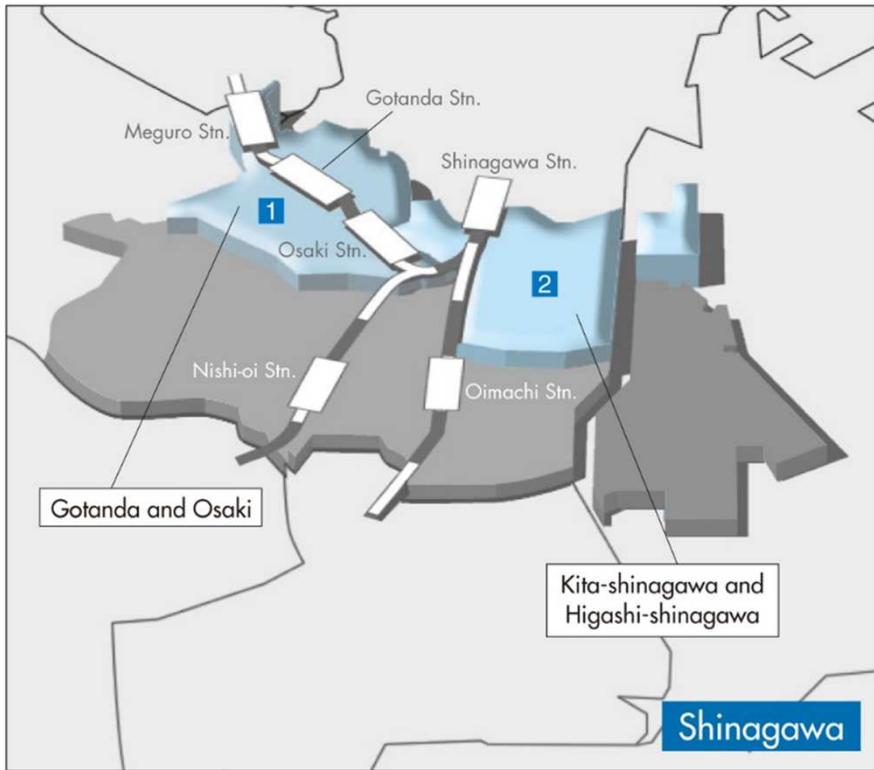
Floor Plate Size	Rent (¥/tsubo)	Deposit (¥/tsubo)
200tsubo or greater	35,500	426,000
100~199tsubo	29,091	349,090
50~99tsubo	23,027	202,860
20~49tsubo	19,100	132,254

5 Sasazuka, Hatsudai, Uehara, Motoyoyogi, etc.

Floor Plate Size	Rent (¥/tsubo)	Deposit (¥/tsubo)
200tsubo or greater	18,166	173,659
100~199tsubo	15,935	151,603
50~99tsubo	14,963	97,732
20~49tsubo	13,492	63,927

*Above rent fee are including of maintenance fee.. **1 tsubo ≒ 3.3 sq.m ≒ 35.58 sq. feet

Shinagawa Ward



1 Higashi-Gotanda, Nishi-Gotanda, Osaki, Kami-Osaki, Osaki, Nishi-Shinagawa

Floor Plate Size	Rent (¥/tsubo)	Deposit (¥/tsubo)
200tsubo or greater	26,571	318,857
100~199tsubo	20,700	221,375
50~99tsubo	18,198	154,409
20~49tsubo	14,423	90,934

2 Higashi-Shinagawa, Kita-Shinagawa, Minami-Shinagawa

Floor Plate Size	Rent (¥/tsubo)	Deposit (¥/tsubo)
200tsubo or greater	19,375	214,874
100~199tsubo	13,000	148,800
50~99tsubo	11,618	78,056
20~49tsubo	12,827	53,688

*Above rent fee are including of maintenance fee. **1 tsubo ÷ 3.3 sq.m ÷ 35.58 sq. feet

**Vacancy Rate of Large-Scale Buildings
(Floor Plate : 200tsubo or Larger)**

