

TOKYO, May 2

Sanko Estate – NLI Research Institute release

## “Office Rent Index” for Q1 2023 (Jan – Mar)

Sanko Estate announces Q1 2023 Office Rent Index of Class A, B and C\* in central Tokyo\*\*. This innovative index, developed jointly with NLI Research Institute, is based on the contracted rent instead of the asking rent which is commonly referred to monitor market trend.

### Summary for Q1 2023

**Class A office rent in central Tokyo fell again, continuing a gradual downward trend.**

**Class B office rent has fallen for five consecutive quarters peaking in Q3 2019.**

**Class C office rent has been flattening since Q4 2020.**

\* Class A, B and C: Refer each guideline on page 2, 3 and 4 respectively  
 \*\* Central Tokyo: Tokyo Central 5 Wards and major business districts in surrounding areas  
 \*\*\* CAM: Common Area Maintenance  
 \*\*\*\* 1 tsubo ≒ 3.3 sq m ≒ 35.58 sq ft

## “Office Rent Index” for Q1 2023 (Jan – Mar)

Class A	Rent (excluding CAM*** fees)	<b>27,479</b> yen/tsubo****	Q-O-Q <b>1,115</b> yen/tsubo ▼
	Vacancy	<b>4.7</b> %	Q-O-Q <b>1.1</b> points ▲
Class B	Rent (excluding CAM fees)	<b>17,552</b> yen/tsubo	Q-O-Q <b>411</b> yen/tsubo ▼
	Vacancy	<b>4.9</b> %	Q-O-Q <b>0.3</b> points ▲
Class C	Rent (excluding CAM fees)	<b>16,705</b> yen/tsubo	Q-O-Q <b>510</b> yen/tsubo ▲
	Vacancy	<b>4.6</b> %	Q-O-Q <b>0.2</b> points ▼

This release data (PDF) of Office Rent Index is available on;  
[www.sanko-e.co.jp/en](http://www.sanko-e.co.jp/en) (English) [www.sanko-e.co.jp](http://www.sanko-e.co.jp) (Japanese)

### Methodology

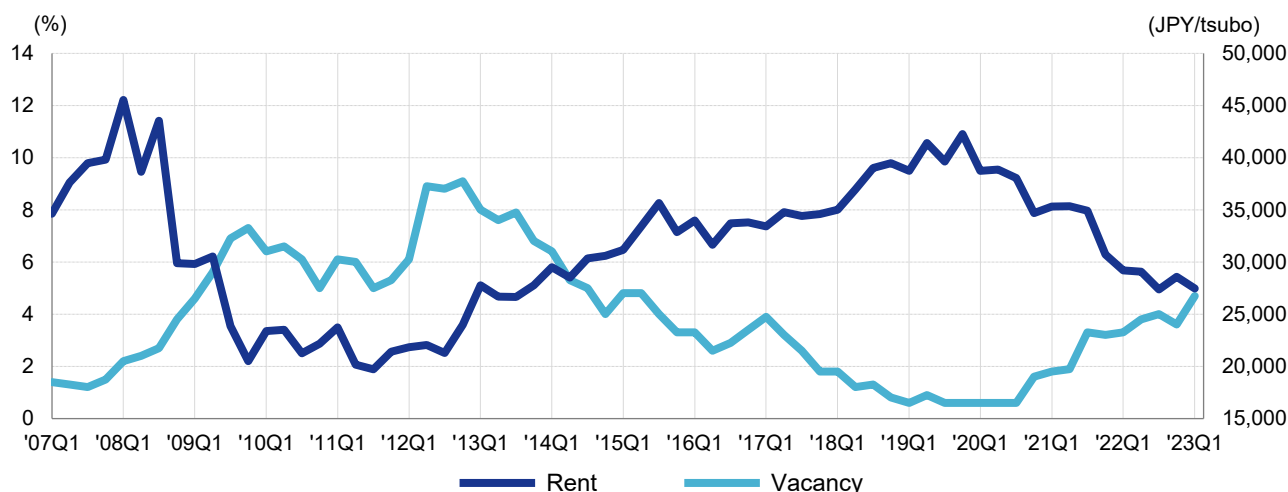
Office Rent Index is constructed on the bases of contracted rent data collected by Sanko Estate. NLI Research Institute receives the anonymous data excluding detailed address and applies statistical analysis, the multi-variable hedonic regression modeling. Sanko Estate releases monthly rent (JPY/tsubo) and its Y-O-Y change every quarter by three building categories namely Class A, Class B and Class C.

**For further information, please contact:**

International Services, Sanko Estate Co., Ltd.  
 Tel: +81-3-3564-8051  
 Email: [contact@sanko-e.co.jp](mailto:contact@sanko-e.co.jp)

PRAP Japan, Inc.  
 Email: [sanko\\_pr@prap.co.jp](mailto:sanko_pr@prap.co.jp)

## Central Tokyo Class A Office Rent and Vacancy



( Rent:excluding CAM fees )

Class A	'20Q1	'20Q2	'20Q3	'20Q4	'21Q1	'21Q2	'21Q3	'21Q4	'22Q1	'22Q2	'22Q3	'22Q4	'23Q1
Rent (JPY/tsubo)	38,739	38,871	38,048	34,669	35,309	35,332	34,934	30,696	29,185	29,073	27,379	28,594	27,479
Vacancy (%)	0.6	0.6	0.6	1.6	1.8	1.9	3.3	3.2	3.3	3.8	4.0	3.6	4.7

Source: Sanko Estate (Vacancy Rate), Sanko Estate · NLI Research Institute (Office Rent)

### Class A office guidelines

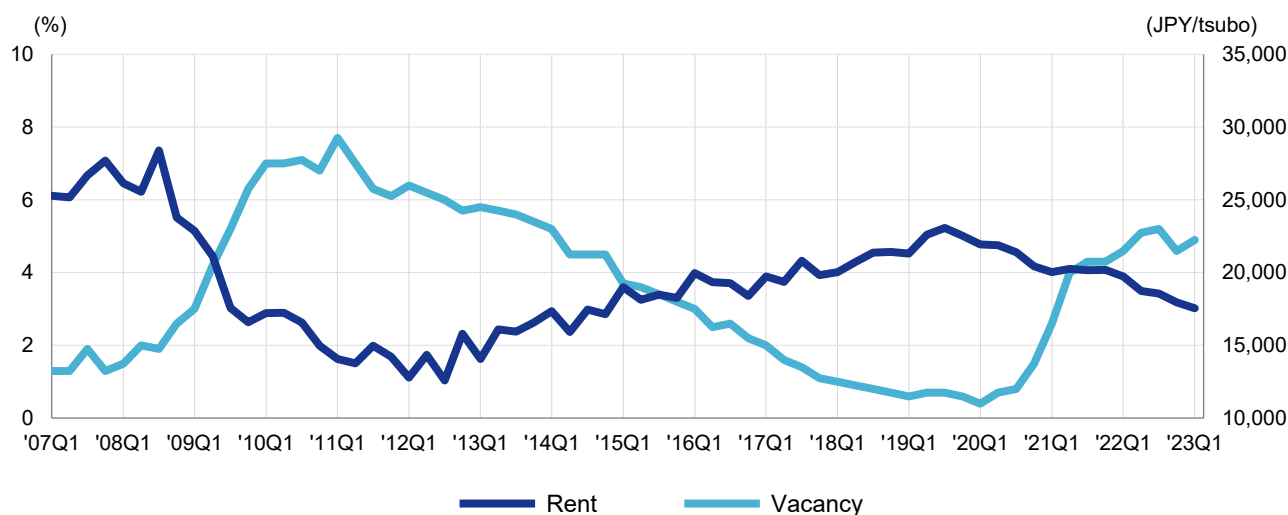
Subject areas: Tokyo Central 5 Wards and major business districts in surrounding areas (such as Osaki, Meguro, and Iidabashi)

Total floor area: 10,000 tsubo or larger / Area per standard floor: 300 tsubo or larger

Years since construction: 15 years maximum, while major refurbishment is also considered.

Facilities (as a general rule): Ceiling height 2.7m or more, individual air conditioning, high anti-seismic and environmental performance

## Central Tokyo Class B Office Rent and Vacancy



( Rent:excluding CAM fees )

Class B	'20Q1	'20Q2	'20Q3	'20Q4	'21Q1	'21Q2	'21Q3	'21Q4	'22Q1	'22Q2	'22Q3	'22Q4	'23Q1
Rent (JPY/tsubo)	21,941	21,883	21,393	20,432	20,049	20,250	20,168	20,188	19,726	18,731	18,559	17,963	17,552
Vacancy (%)	0.4	0.7	0.8	1.5	2.6	4.0	4.3	4.3	4.6	5.1	5.2	4.6	4.9

Source: Sanko Estate (Vacancy Rate), Sanko Estate · NLI Research Institute (Office Rent)

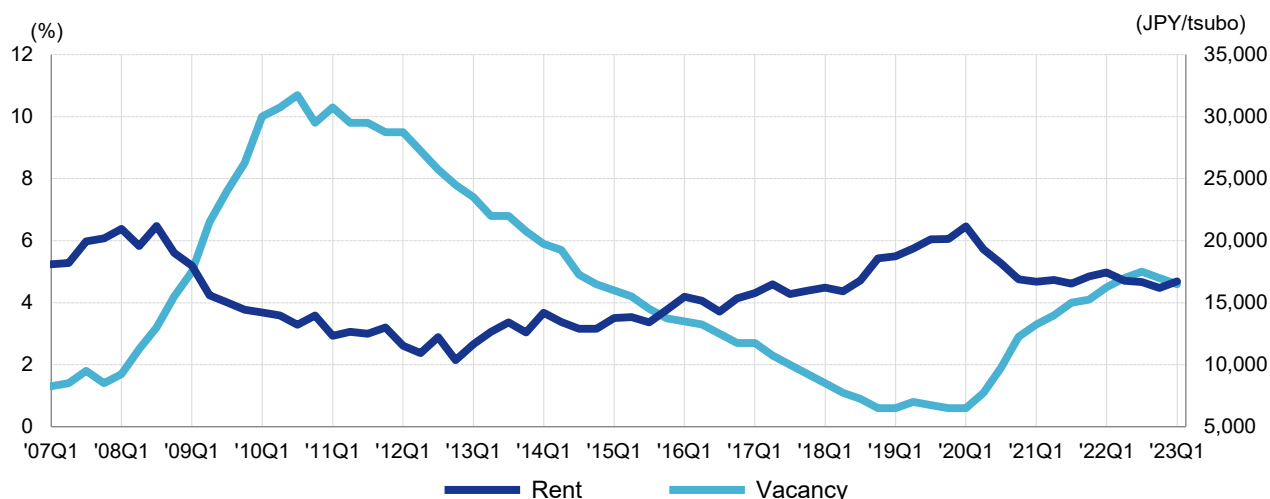
### Class B office guidelines

Excluding the buildings classified as Class A, Class B includes all the remaining buildings with 200 tsubo or larger area per standard floor including ex-Class A.

Subject areas: the same as Class A

Years since construction: No limitation

## Central Tokyo Class C Office Rent and Vacancy



(Rent: excluding CAM fees)

Class C	'20Q1	'20Q2	'20Q3	'20Q4	'21Q1	'21Q2	'21Q3	'21Q4	'22Q1	'22Q2	'22Q3	'22Q4	'23Q1
Rent (JPY/tsubo)	21,152	19,301	18,173	16,882	16,683	16,838	16,551	17,115	17,438	16,776	16,672	16,195	16,705
Vacancy (%)	0.6	1.1	1.9	2.9	3.3	3.6	4.0	4.1	4.5	4.8	5.0	4.8	4.6

Source: Sanko Estate (Vacancy Rate), Sanko Estate · NLI Research Institute (Office Rent)

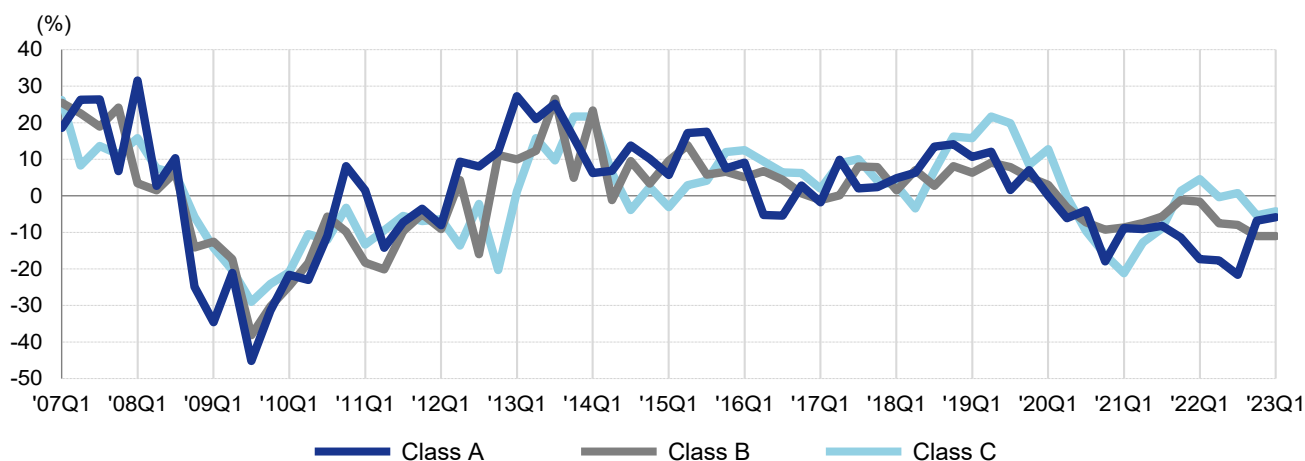
### Class C office guidelines

Class C includes all the buildings with 100 to less than 200 tsubo area per standard floor.

Subject areas: the same as Class A

Years since construction: No limitation

## Central Tokyo Class A, B, and C Office Rent Index Y-O-Y Change



	'20Q1	'20Q2	'20Q3	'20Q4	'21Q1	'21Q2	'21Q3	'21Q4	'22Q1	'22Q2	'22Q3	'22Q4	'23Q1
Class A	0.0%	-6.1%	-4.0%	-17.9%	-8.9%	-9.1%	-8.2%	-11.5%	-17.3%	-17.7%	-21.6%	-6.8%	-5.8%
Class B	3.0%	-3.2%	-7.2%	-9.3%	-8.6%	-7.5%	-5.7%	-1.2%	-1.6%	-7.5%	-8.0%	-11.0%	-11.0%
Class C	12.7%	-0.3%	-9.6%	-16.1%	-21.1%	-12.8%	-8.9%	1.4%	4.5%	-0.4%	0.7%	-5.4%	-4.2%

Source: Sanko Estate · NLI Research Institute

### About Sanko Estate

Sanko Estate is regarded as the leading provider of real estate services in Japan; consistently representing the largest percentage of office space transactions owned by major developers and landlords. Since 1977, Sanko Estate has helped thousands of foreign and domestic firms find the best office space throughout Japan for their needs and budgets. The company offers comprehensive real estate services including consulting and market research as well as office leasing services.