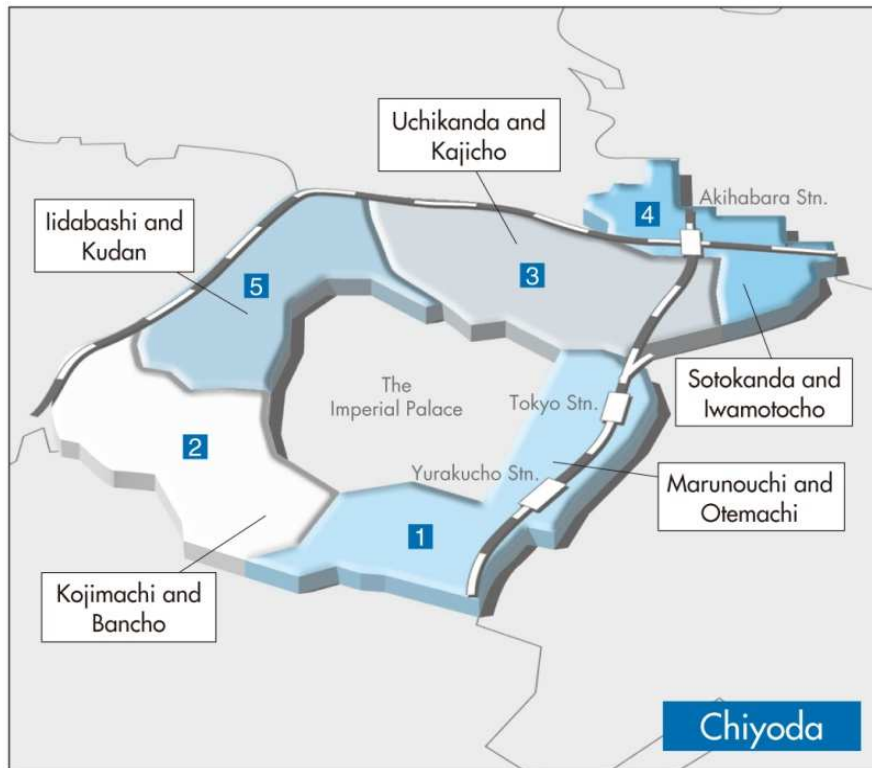
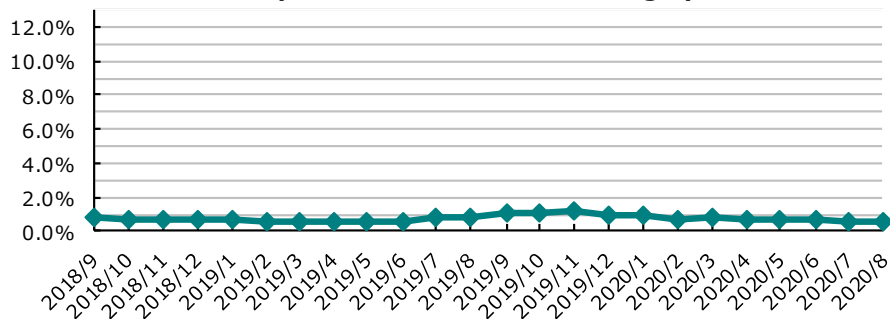


Chiyoda Ward



**Vacancy Rate of Large-Scale Buildings
(Floor Plate : 200tsubo or Larger)**



1 Marunouchi, Otemachi, Yurakucho, Uchisaiwaicho, Kasumigaseki

Floor Plate Size	Rent (¥/tsubo)	Deposit (¥/tsubo)
200tsubo or greater	43,403	518,926
100~199tsubo	32,250	387,000
50~99tsubo	19,106	136,001
20~49tsubo	26,450	266,700

2 Kojimachi, Bancho, Hirakawacho, Kioicho, Hayabusacho, Nagatacho

Floor Plate Size	Rent (¥/tsubo)	Deposit (¥/tsubo)
200tsubo or greater	27,643	319,857
100~199tsubo	24,222	281,933
50~99tsubo	20,209	183,997
20~49tsubo	16,985	132,255

3 Uchi-Kanda, Tacho, Tsukasacho, Mitoshirocho, Sudacho, Kajicho, Awajicho, Ogawamachi, Kanda-Surugadai, Jinbocho, Nishikicho, etc.

Floor Plate Size	Rent (¥/tsubo)	Deposit (¥/tsubo)
200tsubo or greater	28,938	329,250
100~199tsubo	21,885	238,492
50~99tsubo	18,554	167,954
20~49tsubo	14,571	100,659

4 Iwamotocho, Soto-Kanda, Higashi-Kanda, Kanda-Hirakawacho, Konyacho, Izumicho, Matsunagacho, Aioicho, Sakumacho, Kanda-Matsunagacho, etc.

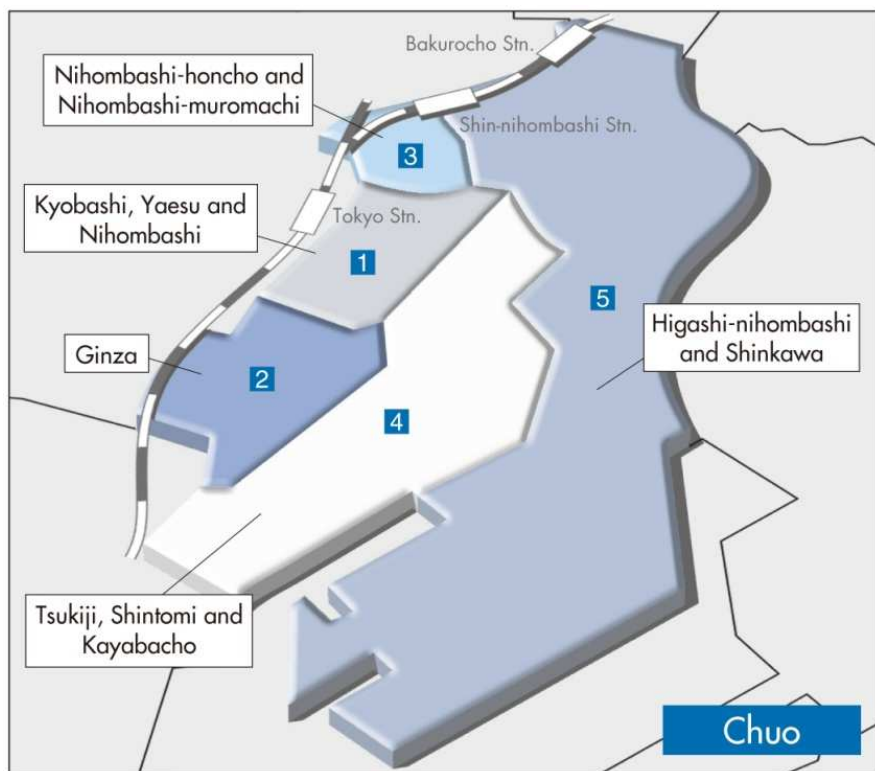
Floor Plate Size	Rent (¥/tsubo)	Deposit (¥/tsubo)
200tsubo or greater	28,333	340,000
100~199tsubo	20,044	196,119
50~99tsubo	16,640	145,557
20~49tsubo	14,211	99,619

5 Iidabashi, Fujimi, Kudan-Kita, Kudan-Minami

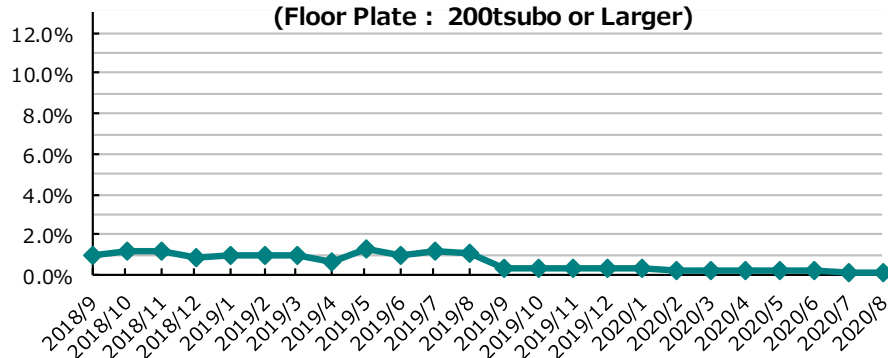
Floor Plate Size	Rent (¥/tsubo)	Deposit (¥/tsubo)
200tsubo or greater	25,909	304,364
100~199tsubo	19,600	235,200
50~99tsubo	17,359	161,945
20~49tsubo	14,734	98,916

*Above rent fee are including of maintenance fee. **1 tsubo ≒ 3.3 sq.m ≒ 35.58 sq. feet

Chuo Ward



**Vacancy Rate of Large-Scale Buildings
(Floor Plate : 200tsubo or Larger)**



1 Kyobashi, Yaesu, Nihonbashi

Floor Plate Size	Rent (¥/tsubo)	Deposit (¥/tsubo)
200tsubo or greater	39,917	479,000
100~199tsubo	30,500	353,400
50~99tsubo	24,319	230,611
20~49tsubo	19,955	179,760

2 Ginza

Floor Plate Size	Rent (¥/tsubo)	Deposit (¥/tsubo)
200tsubo or greater	30,800	360,600
100~199tsubo	25,667	277,133
50~99tsubo	25,564	249,738
20~49tsubo	21,474	184,241

3 Nihonbashi-Honcho, Nihonbashi-Muromachi, Nihonbashi-Hongokucho

Floor Plate Size	Rent (¥/tsubo)	Deposit (¥/tsubo)
200tsubo or greater	31,857	382,286
100~199tsubo	17,930	150,816
50~99tsubo	18,308	189,004
20~49tsubo	17,104	136,312

4 Tsukiji, Shintomi, Kabutocho, Kayabacho, Hatchobori

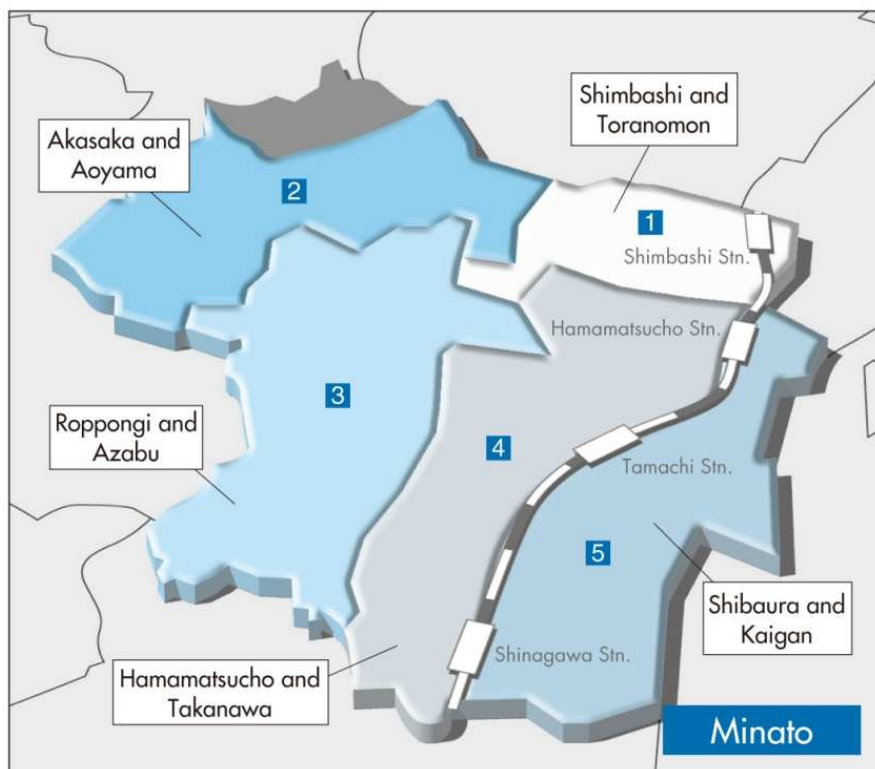
Floor Plate Size	Rent (¥/tsubo)	Deposit (¥/tsubo)
200tsubo or greater	28,000	332,057
100~199tsubo	21,071	236,143
50~99tsubo	16,343	148,693
20~49tsubo	15,261	116,646

5 Kobunecho, Ningyocho, Kakigaracho, Hakozaicho, Odenmacho, Kodenmacho, Kachidoki, Harumi, Horidomecho, Higashi-Nihonbashi, Irifune, Shinkawa, Hamacho, etc.

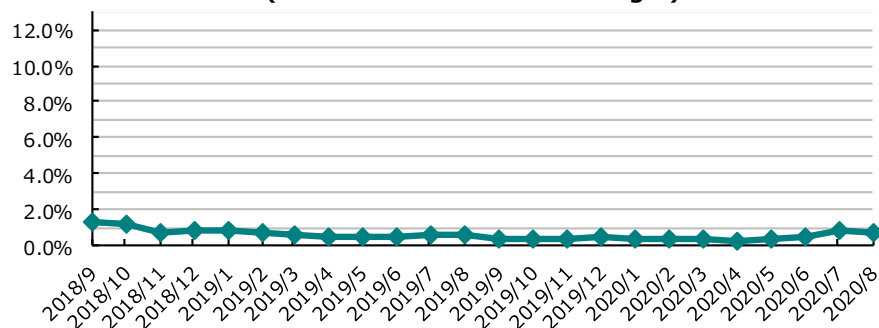
Floor Plate Size	Rent (¥/tsubo)	Deposit (¥/tsubo)
200tsubo or greater	21,105	247,842
100~199tsubo	18,174	206,359
50~99tsubo	16,109	143,532
20~49tsubo	12,900	84,867

*Above rent fee are including of maintenance fee. **1 tsubo ≒ 3.3 sq.m ≒ 35.58 sq. feet

Minato Ward



**Vacancy Rate of Large-Scale Buildings
(Floor Plate : 200tsubo or Larger)**



1 Shimbashi, Higashi-Shimbashi, Nishi-Shimbashi, Toranomon, Atago

Floor Plate Size	Rent (¥/tsubo)	Deposit (¥/tsubo)
200tsubo or greater	33,897	403,077
100~199tsubo	26,031	292,010
50~99tsubo	20,163	200,031
20~49tsubo	17,768	139,745

2 Akasaka, Moto-Akasaka, Kita-Aoyama, Minami-Aoyama

Floor Plate Size	Rent (¥/tsubo)	Deposit (¥/tsubo)
200tsubo or greater	33,692	396,766
100~199tsubo	27,090	313,994
50~99tsubo	22,561	204,158
20~49tsubo	20,154	149,622

3 Roppongi, Nishi-Azabu, Higashi-Azabu, Minami-Azabu, Moto-Azabu, Azabudai, Azabu-Juban, Azabu-Mamianacho, Shirokane, Shirokanedai, etc.

Floor Plate Size	Rent (¥/tsubo)	Deposit (¥/tsubo)
200tsubo or greater	30,665	360,957
100~199tsubo	25,967	279,804
50~99tsubo	19,912	172,613
20~49tsubo	17,408	103,695

4 Hamamatsucho, Shibadaimon, Shibakoen, Shiba, Mita, Takanawa

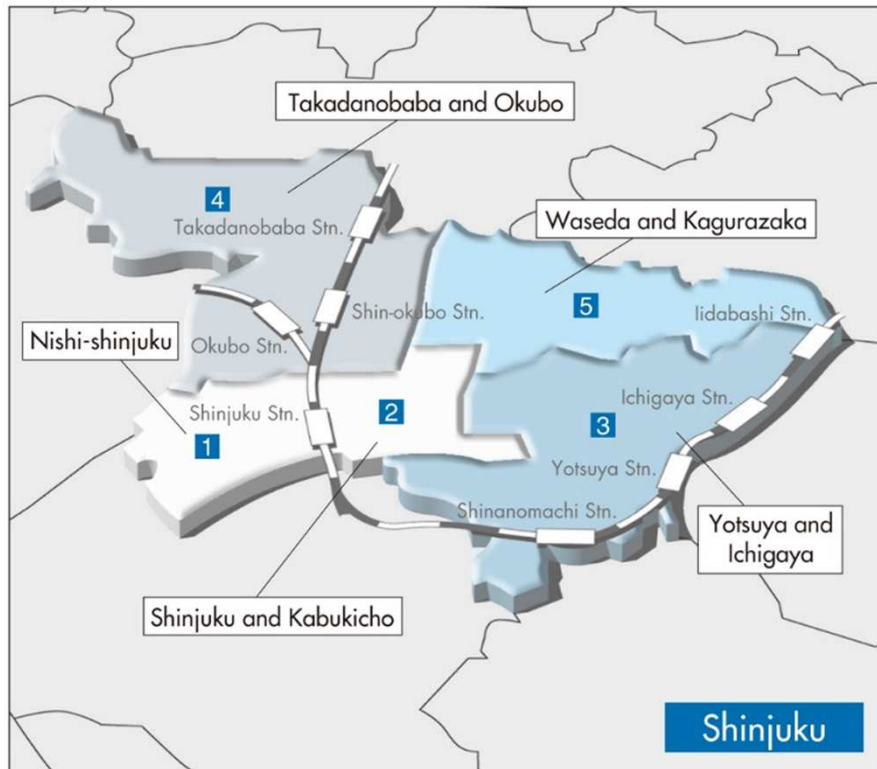
Floor Plate Size	Rent (¥/tsubo)	Deposit (¥/tsubo)
200tsubo or greater	27,739	328,696
100~199tsubo	21,994	247,753
50~99tsubo	19,409	174,766
20~49tsubo	15,147	102,125

5 Konan, Daiba, Shibaura, Kaigan

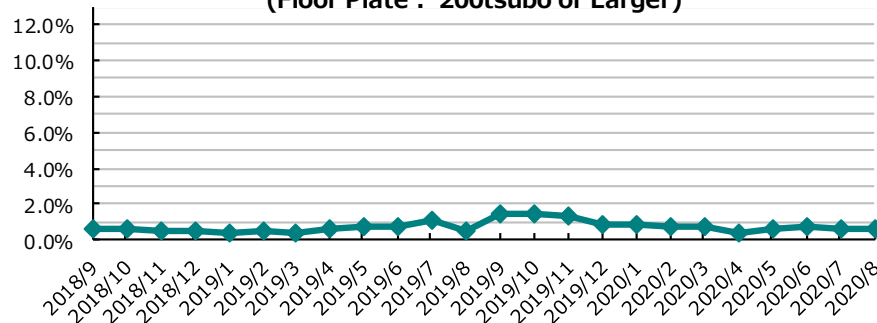
Floor Plate Size	Rent (¥/tsubo)	Deposit (¥/tsubo)
200tsubo or greater	26,952	320,000
100~199tsubo	20,333	230,667
50~99tsubo	20,000	199,000
20~49tsubo	14,033	86,978

*Above rent fee are including of maintenance fee . **1 tsubo ÷ 3.3 sq.m ÷ 35.58 sq. feet

Shinjuku Ward



Vacancy Rate of Large-Scale Buildings
(Floor Plate : 200tsubo or Larger)



1 Nishi-Shinjuku

Floor Plate Size	Rent (¥/tsubo)	Deposit (¥/tsubo)
200tsubo or greater	29,800	351,867
100~199tsubo	23,807	240,994
50~99tsubo	18,641	164,418
20~49tsubo	18,628	134,290

2 Shinjuku, Kabukicho

Floor Plate Size	Rent (¥/tsubo)	Deposit (¥/tsubo)
200tsubo or greater	29,500	354,000
100~199tsubo	20,471	206,868
50~99tsubo	19,737	167,467
20~49tsubo	16,093	100,090

3 Yotsuya, Ichigaya, Daikyocho, Shinanomachi, Arakicho, Tomihisacho, etc.

Floor Plate Size	Rent (¥/tsubo)	Deposit (¥/tsubo)
200tsubo or greater	23,667	272,000
100~199tsubo	20,644	224,505
50~99tsubo	15,171	111,269
20~49tsubo	13,702	78,670

4 Takadanobaba, Okubo, Hyakunincho, Kita-Shinjuku, etc.

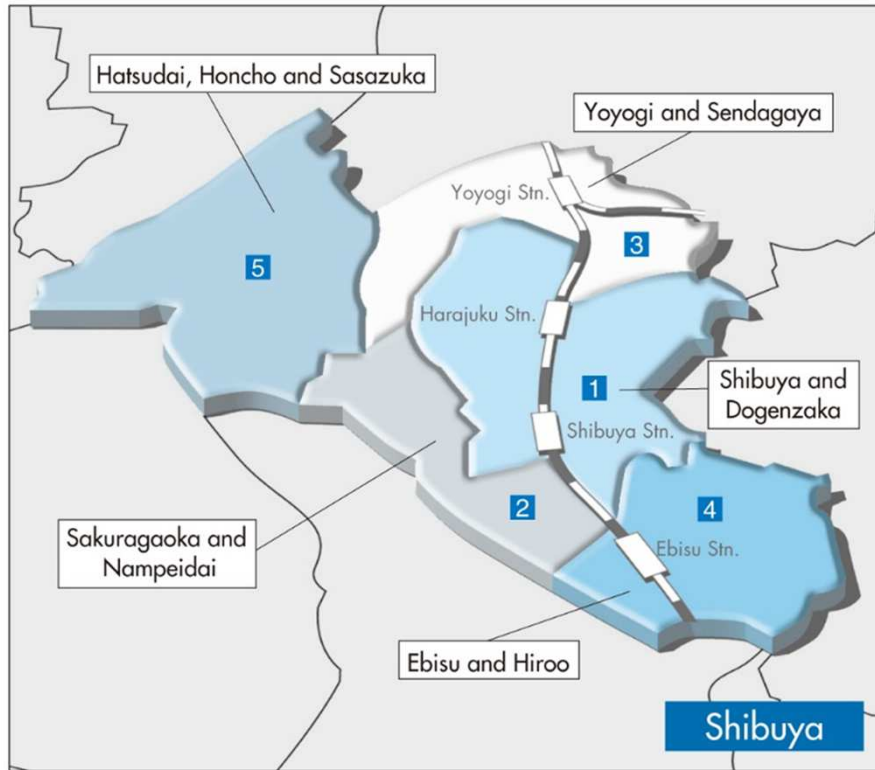
Floor Plate Size	Rent (¥/tsubo)	Deposit (¥/tsubo)
200tsubo or greater	20,667	207,000
100~199tsubo	15,394	133,311
50~99tsubo	14,672	113,107
20~49tsubo	12,615	61,381

5 Waseda, Kagurazaka, etc.

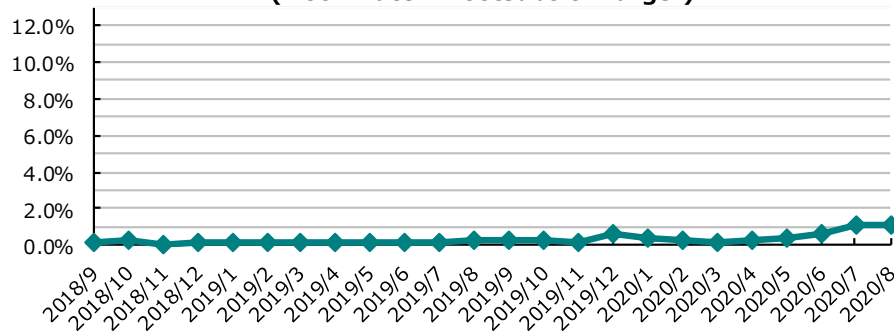
Floor Plate Size	Rent (¥/tsubo)	Deposit (¥/tsubo)
200tsubo or greater	20,000	240,000
100~199tsubo	19,687	193,033
50~99tsubo	14,554	98,754
20~49tsubo	12,834	66,846

*Above rent fee are including of maintenance fee **1 tsubo ≒ 3.3 sq.m ≒ 35.58 sq. feet

Shibuya Ward



**Vacancy Rate of Large-Scale Buildings
(Floor Plate : 200tsubo or Larger)**



1 Shibuya, Jingumae, Jinnan, Udagawacho, Dogenzaka

Floor Plate Size	Rent (¥/tsubo)	Deposit (¥/tsubo)
200tsubo or greater	32,800	369,333
100~199tsubo	30,574	356,037
50~99tsubo	26,481	263,719
20~49tsubo	23,714	181,023

2 Sakuragaokacho, Nanpeidaicho, etc.

Floor Plate Size	Rent (¥/tsubo)	Deposit (¥/tsubo)
200tsubo or greater	35,500	426,000
100~199tsubo	27,750	322,250
50~99tsubo	22,938	213,625
20~49tsubo	19,880	159,601

3 Yoyogi, Sendagaya

Floor Plate Size	Rent (¥/tsubo)	Deposit (¥/tsubo)
200tsubo or greater	30,167	362,000
100~199tsubo	24,094	276,667
50~99tsubo	18,942	143,329
20~49tsubo	18,860	131,868

4 Ebisu, Hiroo, Daikanyamacho, Higashi, Sarugakucho, etc.

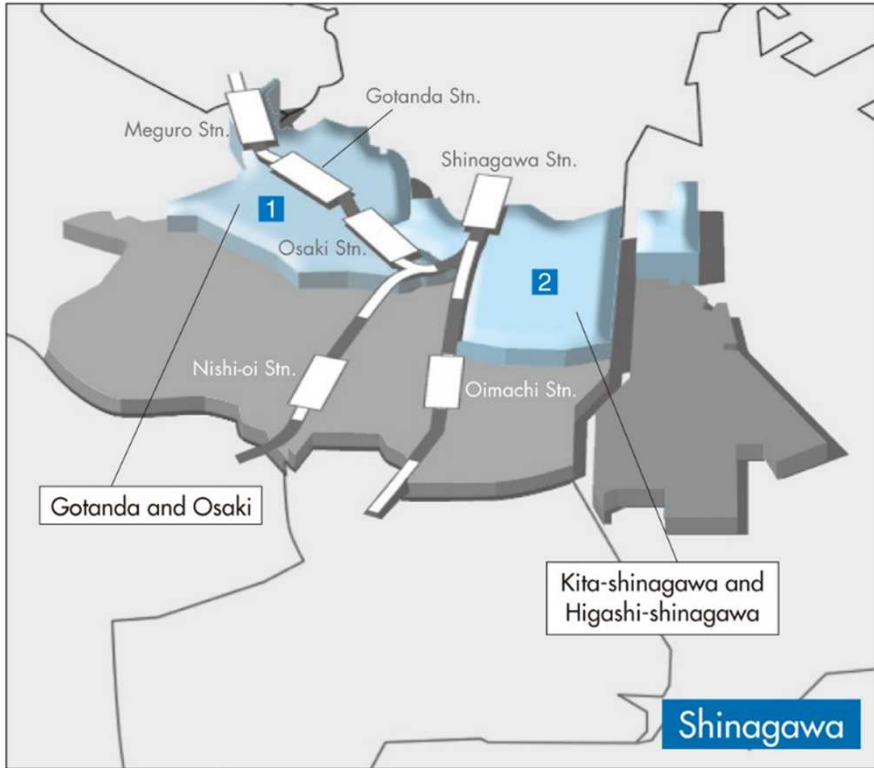
Floor Plate Size	Rent (¥/tsubo)	Deposit (¥/tsubo)
200tsubo or greater	34,273	411,273
100~199tsubo	29,071	326,848
50~99tsubo	23,850	231,518
20~49tsubo	21,330	160,123

5 Sasazuka, Hatsudai, Uehara, Motoyoyogi, etc.

Floor Plate Size	Rent (¥/tsubo)	Deposit (¥/tsubo)
200tsubo or greater	20,667	232,000
100~199tsubo	17,375	167,000
50~99tsubo	17,666	165,991
20~49tsubo	12,629	61,662

*Above rent fee are including of maintenance fee.. **1 tsubo ≒ 3.3 sq.m ≒ 35.58 sq. feet

Shinagawa Ward



1 Higashi-Gotanda, Nishi-Gotanda, Osaki, Kami-Osaki, Osaki, Nishi-Shinagawa

Floor Plate Size	Rent (¥/tsubo)	Deposit (¥/tsubo)
200tsubo or greater	25,000	300,000
100~199tsubo	20,967	241,565
50~99tsubo	16,542	127,460
20~49tsubo	14,654	82,234

2 Higashi-Shinagawa, Kita-Shinagawa, Minami-Shinagawa

Floor Plate Size	Rent (¥/tsubo)	Deposit (¥/tsubo)
200tsubo or greater	20,895	231,473
100~199tsubo	14,200	163,200
50~99tsubo	13,125	90,627
20~49tsubo	11,697	55,212

*Above rent fee are including of maintenance fee. **1 tsubo ÷ 3.3 sq.m ÷ 35.58 sq. feet

**Vacancy Rate of Large-Scale Buildings
(Floor Plate : 200tsubo or Larger)**

