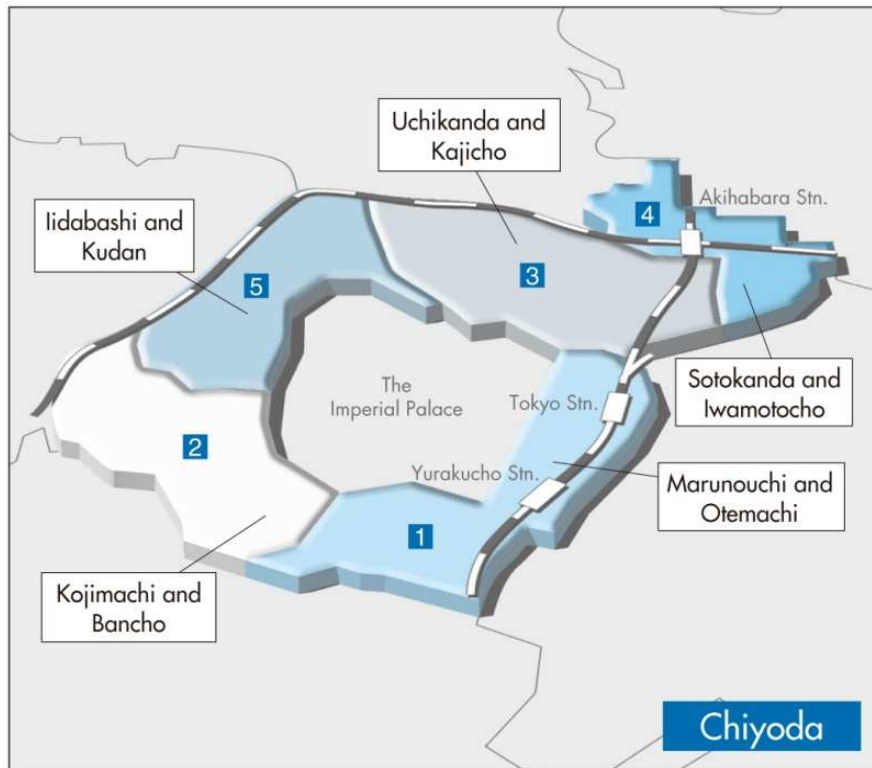
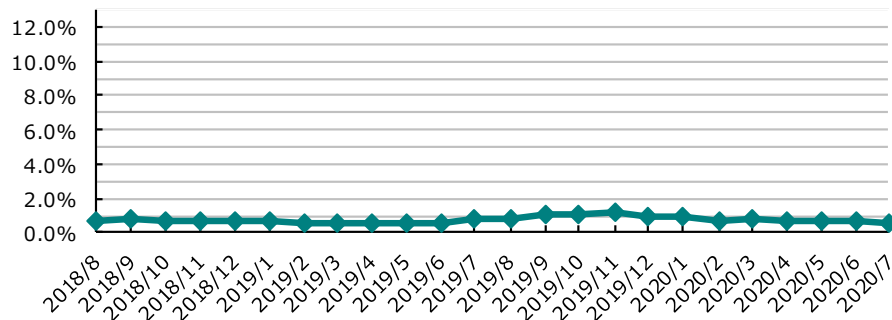


# Chiyoda Ward



**Vacancy Rate of Large-Scale Buildings  
(Floor Plate : 200tsubo or Larger)**



## 1 Marunouchi, Otemachi, Yurakucho, Uchisaiwaicho, Kasumigaseki

Floor Plate Size	Rent (¥/tsubo)	Deposit (¥/tsubo)
200tsubo or greater	43,640	521,542
100~199tsubo	31,333	376,000
50~99tsubo	19,667	172,002
20~49tsubo	24,600	227,600

## 2 Kojimachi, Bancho, Hirakawacho, Kioicho, Hayabusacho, Nagatacho

Floor Plate Size	Rent (¥/tsubo)	Deposit (¥/tsubo)
200tsubo or greater	27,714	320,714
100~199tsubo	23,529	270,282
50~99tsubo	20,715	190,204
20~49tsubo	17,534	138,130

## 3 Uchi-Kanda, Tacho, Tsukasacho, Mitoshirocho, Sudacho, Kajicho, Awajicho, Ogawamachi, Kanda-Surugadai, Jinbocho, Nishikicho, etc.

Floor Plate Size	Rent (¥/tsubo)	Deposit (¥/tsubo)
200tsubo or greater	29,833	349,500
100~199tsubo	20,613	228,197
50~99tsubo	17,924	162,449
20~49tsubo	14,718	102,532

## 4 Iwamotocho, Soto-Kanda, Higashi-Kanda, Kanda-Hirakawacho, Konyacho, Izumicho, Matsunagacho, Aioicho, Sakumacho, Kanda-Matsunagacho, etc.

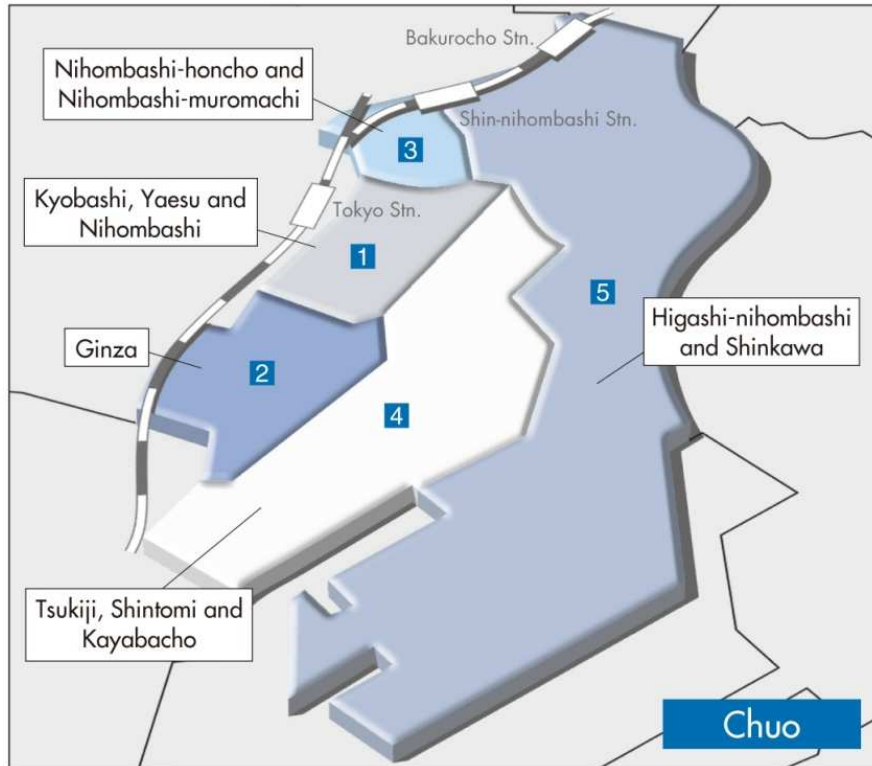
Floor Plate Size	Rent (¥/tsubo)	Deposit (¥/tsubo)
200tsubo or greater	33,000	396,000
100~199tsubo	20,915	209,892
50~99tsubo	16,626	148,906
20~49tsubo	14,457	101,485

## 5 Iidabashi, Fujimi, Kudan-Kita, Kudan-Minami

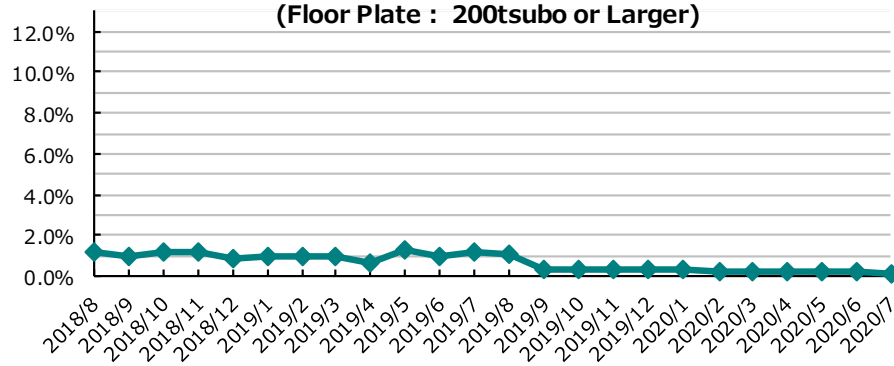
Floor Plate Size	Rent (¥/tsubo)	Deposit (¥/tsubo)
200tsubo or greater	27,111	317,333
100~199tsubo	19,600	235,200
50~99tsubo	16,760	163,651
20~49tsubo	14,659	104,661

\*Above rent fee are including of maintenance fee. \*\*1 tsubo ≒ 3.3 sq.m ≒ 35.58 sq. feet

# Chuo Ward



**Vacancy Rate of Large-Scale Buildings  
(Floor Plate : 200tsubo or Larger)**



## 1 Kyobashi, Yaesu, Nihonbashi

Floor Plate Size	Rent (¥/tsubo)	Deposit (¥/tsubo)
200tsubo or greater	37,231	446,769
100~199tsubo	30,500	353,400
50~99tsubo	24,138	226,374
20~49tsubo	20,437	183,894

## 2 Ginza

Floor Plate Size	Rent (¥/tsubo)	Deposit (¥/tsubo)
200tsubo or greater	30,700	359,400
100~199tsubo	25,786	276,357
50~99tsubo	25,815	248,060
20~49tsubo	21,281	186,377

## 3 Nihonbashi-Honcho, Nihonbashi-Muromachi, Nihonbashi-Hongokucho

Floor Plate Size	Rent (¥/tsubo)	Deposit (¥/tsubo)
200tsubo or greater	33,571	402,857
100~199tsubo	17,930	150,816
50~99tsubo	18,308	189,004
20~49tsubo	16,878	132,635

## 4 Tsukiji, Shintomi, Kabutocho, Kayabacho, Hatchobori

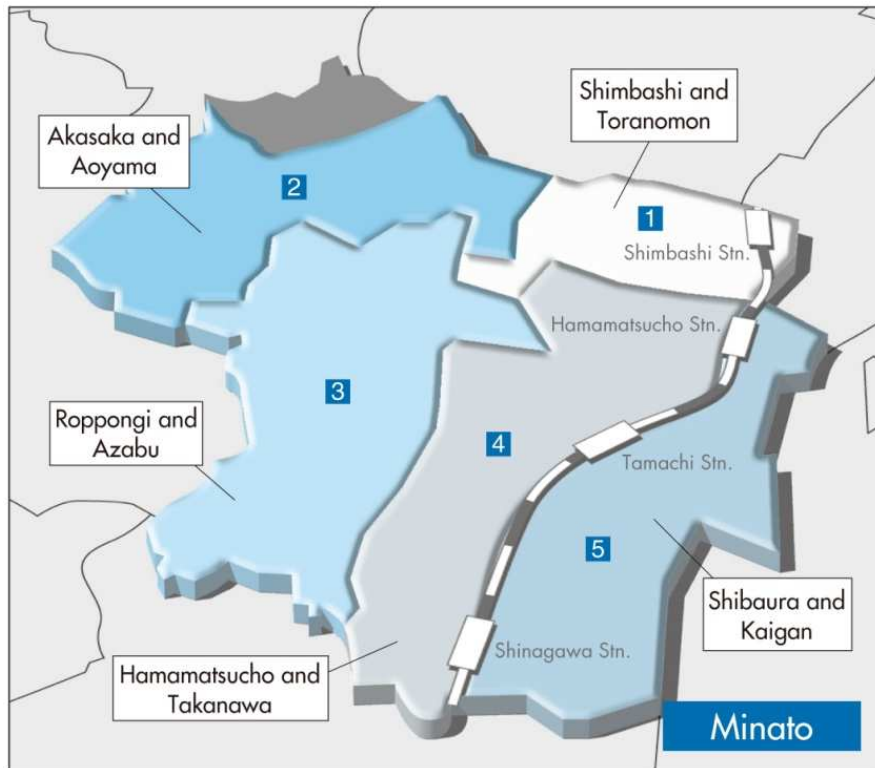
Floor Plate Size	Rent (¥/tsubo)	Deposit (¥/tsubo)
200tsubo or greater	27,167	326,000
100~199tsubo	21,929	252,000
50~99tsubo	16,496	152,201
20~49tsubo	15,504	125,365

## 5 Kobuncho, Ningyocho, Kakigaracho, Hakozaicho, Odenmachi, Kodenmachi, Kachidoki, Harumi, Horidomecho, Higashi-Nihonbashi, Irifune, Shinkawa, Hamacho, etc.

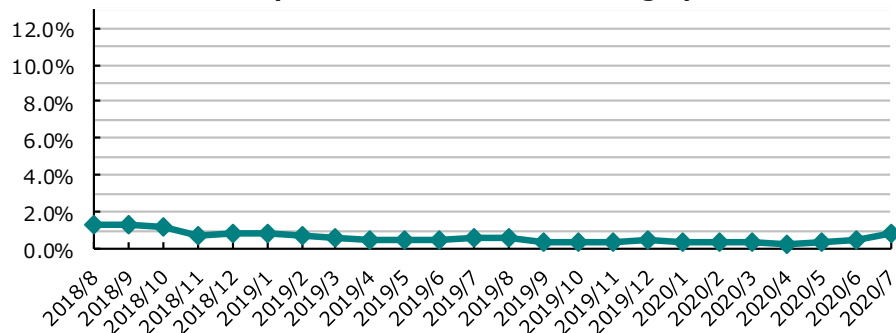
Floor Plate Size	Rent (¥/tsubo)	Deposit (¥/tsubo)
200tsubo or greater	21,313	251,563
100~199tsubo	18,645	208,685
50~99tsubo	16,224	144,965
20~49tsubo	12,980	88,982

\*Above rent fee are including of maintenance fee. \*\*1 tsubo ≒ 3.3 sq.m ≒ 35.58 sq. feet

# Minato Ward



**Vacancy Rate of Large-Scale Buildings  
(Floor Plate : 200tsubo or Larger)**



## 1 Shimbashi, Higashi-Shimbashi, Nishi-Shimbashi, Toranomom, Atago

Floor Plate Size	Rent (¥/tsubo)	Deposit (¥/tsubo)
200tsubo or greater	34,051	404,923
100~199tsubo	26,133	289,802
50~99tsubo	20,053	202,449
20~49tsubo	17,707	137,041

## 2 Akasaka, Moto-Akasaka, Kita-Aoyama, Minami-Aoyama

Floor Plate Size	Rent (¥/tsubo)	Deposit (¥/tsubo)
200tsubo or greater	33,067	385,784
100~199tsubo	28,152	330,356
50~99tsubo	22,524	201,031
20~49tsubo	19,719	146,731

## 3 Roppongi, Nishi-Azabu, Higashi-Azabu, Minami-Azabu, Moto-Azabu, Azabudai, Azabu-Juban, Azabu-Mamianacho, Shirokane, Shirokanedai, etc.

Floor Plate Size	Rent (¥/tsubo)	Deposit (¥/tsubo)
200tsubo or greater	30,684	360,341
100~199tsubo	22,780	212,224
50~99tsubo	19,772	166,112
20~49tsubo	17,567	102,809

## 4 Hamamatsucho, Shibadaimon, Shibakoen, Shiba, Mita, Takanawa

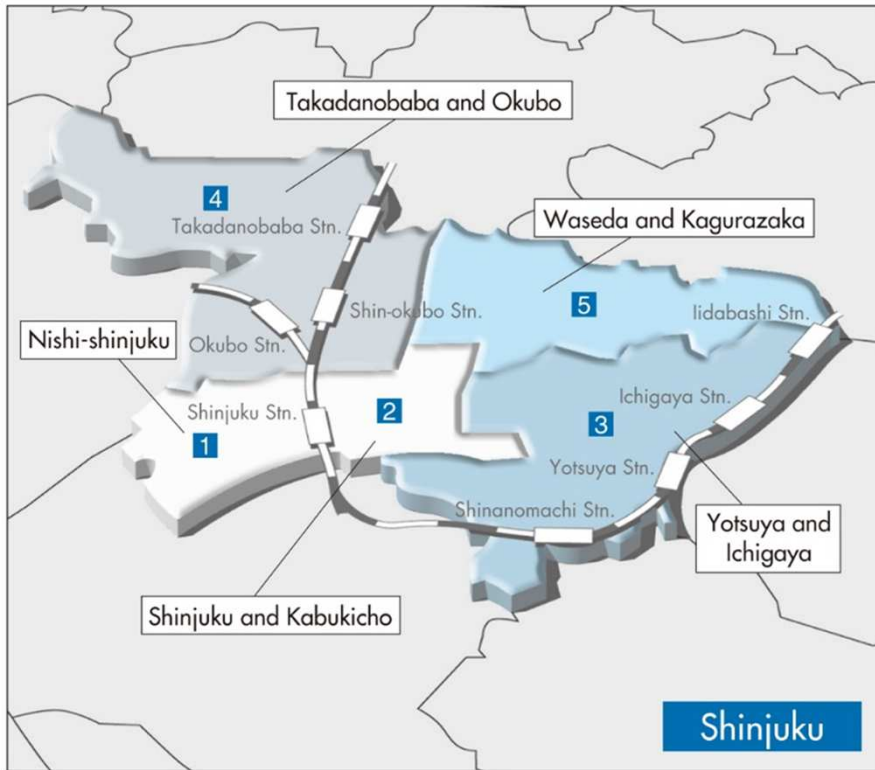
Floor Plate Size	Rent (¥/tsubo)	Deposit (¥/tsubo)
200tsubo or greater	28,100	332,400
100~199tsubo	22,071	238,291
50~99tsubo	19,722	177,194
20~49tsubo	15,641	104,744

## 5 Konan, Daiba, Shibaura, Kaigan

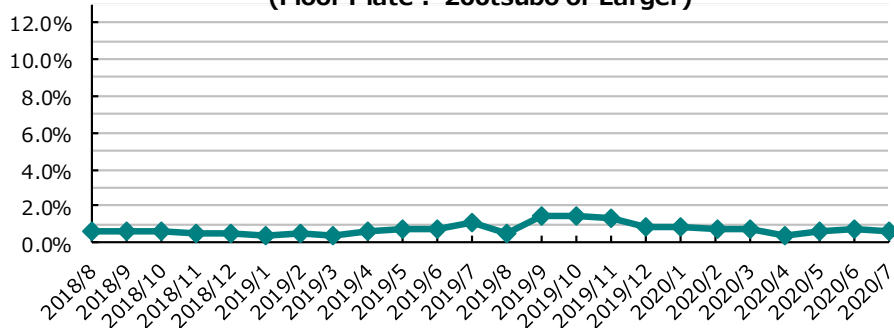
Floor Plate Size	Rent (¥/tsubo)	Deposit (¥/tsubo)
200tsubo or greater	26,600	315,600
100~199tsubo	20,375	229,500
50~99tsubo	19,900	198,400
20~49tsubo	13,811	79,311

\*Above rent fee are including of maintenance fee . \*\*1 tsubo ÷ 3.3 sq.m ÷ 35.58 sq. feet

# Shinjuku Ward



**Vacancy Rate of Large-Scale Buildings**  
(Floor Plate : 200tsubo or Larger)



## 1 Nishi-Shinjuku

Floor Plate Size	Rent (¥/tsubo)	Deposit (¥/tsubo)
200tsubo or greater	28,786	335,143
100~199tsubo	23,807	240,994
50~99tsubo	18,861	159,577
20~49tsubo	18,645	133,278

## 2 Shinjuku, Kabukicho

Floor Plate Size	Rent (¥/tsubo)	Deposit (¥/tsubo)
200tsubo or greater	30,000	360,000
100~199tsubo	20,786	212,129
50~99tsubo	19,620	162,822
20~49tsubo	16,496	113,904

## 3 Yotsuya, Ichigaya, Daikyocho, Shinanomachi, Arakicho, Tomihisacho, etc.

Floor Plate Size	Rent (¥/tsubo)	Deposit (¥/tsubo)
200tsubo or greater	24,167	278,000
100~199tsubo	20,583	226,417
50~99tsubo	14,937	108,361
20~49tsubo	13,678	78,735

## 4 Takadanobaba, Okubo, Hyakunincho, Kita-Shinjuku, etc.

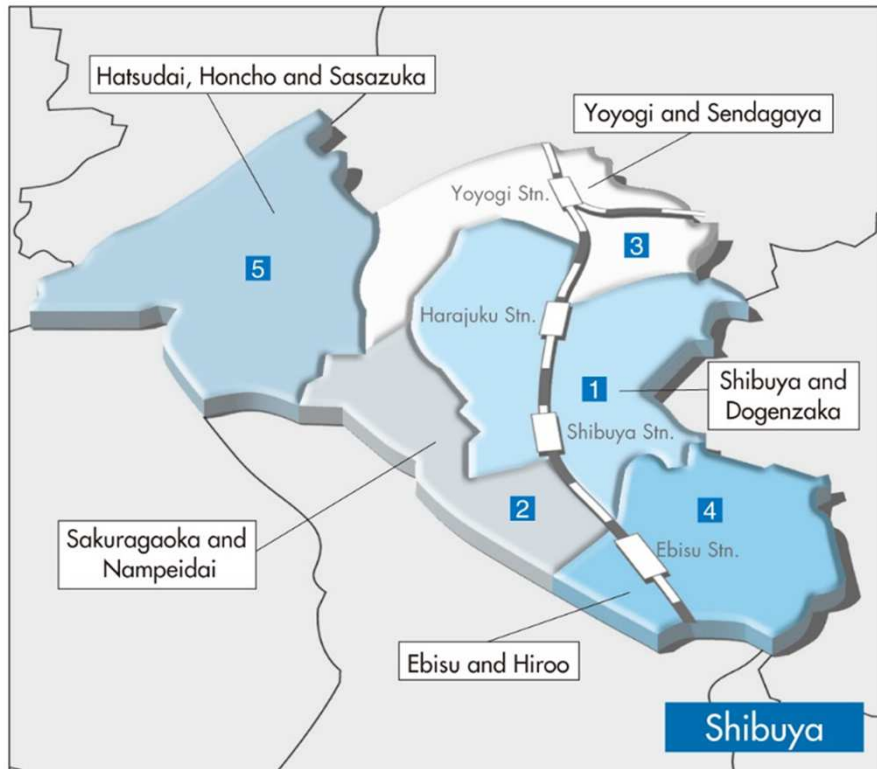
Floor Plate Size	Rent (¥/tsubo)	Deposit (¥/tsubo)
200tsubo or greater	20,667	207,000
100~199tsubo	15,324	133,311
50~99tsubo	14,688	117,376
20~49tsubo	12,560	57,293

## 5 Waseda, Kagurazaka, etc.

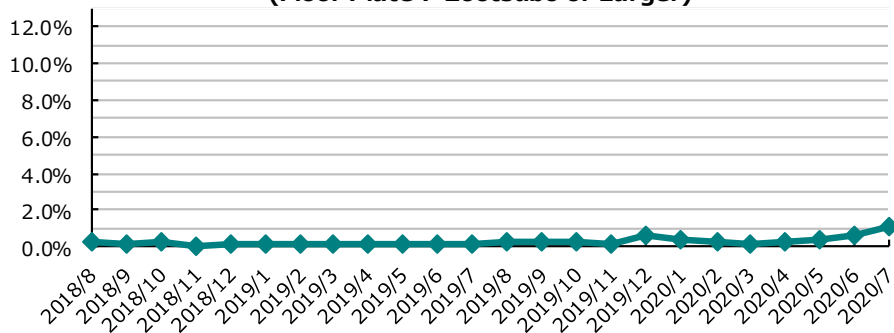
Floor Plate Size	Rent (¥/tsubo)	Deposit (¥/tsubo)
200tsubo or greater	23,667	284,000
100~199tsubo	21,313	214,250
50~99tsubo	14,460	95,474
20~49tsubo	12,376	65,634

\*Above rent fee are including of maintenance fee \*\*1 tsubo ÷ 3.3 sq.m ÷ 35.58 sq. feet

# Shibuya Ward



**Vacancy Rate of Large-Scale Buildings  
(Floor Plate : 200tsubo or Larger)**



## 1 Shibuya, Jingumae, Jinnan, Udagawacho, Dogenzaka

Floor Plate Size	Rent (¥/tsubo)	Deposit (¥/tsubo)
200tsubo or greater	33,571	374,857
100~199tsubo	30,875	359,071
50~99tsubo	24,761	236,059
20~49tsubo	23,524	181,833

## 2 Sakuragaokacho, Nanpeidaicho, etc.

Floor Plate Size	Rent (¥/tsubo)	Deposit (¥/tsubo)
200tsubo or greater	37,667	452,000
100~199tsubo	29,222	341,111
50~99tsubo	23,071	228,857
20~49tsubo	20,049	168,725

## 3 Yoyogi, Sendagaya

Floor Plate Size	Rent (¥/tsubo)	Deposit (¥/tsubo)
200tsubo or greater	30,938	371,250
100~199tsubo	22,919	261,000
50~99tsubo	19,207	141,150
20~49tsubo	18,557	132,264

## 4 Ebisu, Hiroo, Daikanyamacho, Higashi, Sarugakucho, etc.

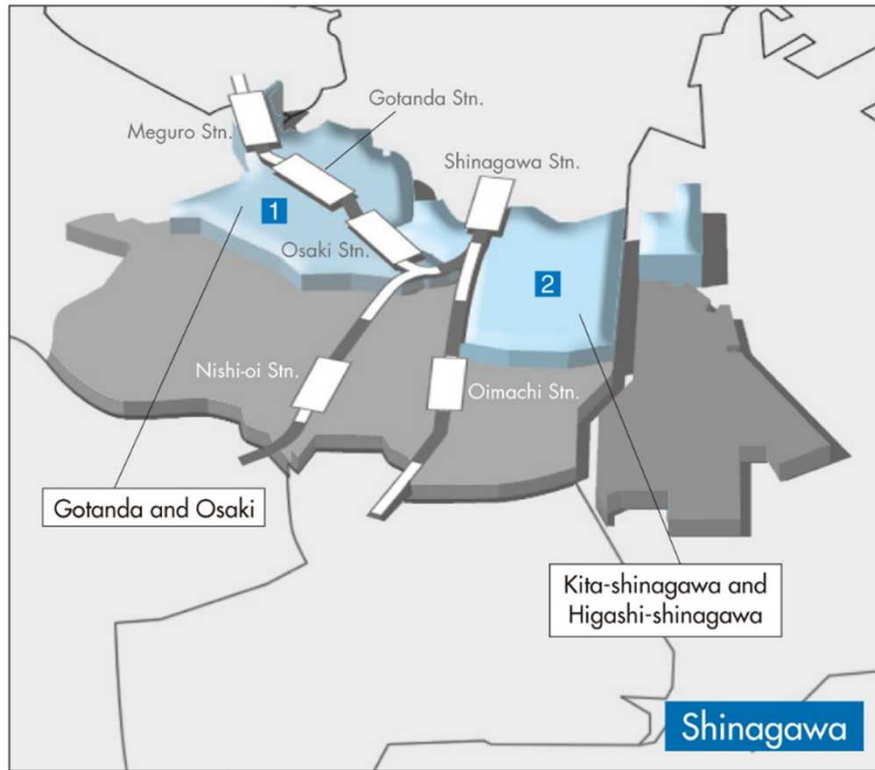
Floor Plate Size	Rent (¥/tsubo)	Deposit (¥/tsubo)
200tsubo or greater	34,200	410,400
100~199tsubo	29,805	330,233
50~99tsubo	23,167	209,884
20~49tsubo	21,457	169,810

## 5 Sasazuka, Hatsudai, Uehara, Motoyoyogi, etc.

Floor Plate Size	Rent (¥/tsubo)	Deposit (¥/tsubo)
200tsubo or greater	20,667	203,667
100~199tsubo	17,167	150,667
50~99tsubo	15,799	140,789
20~49tsubo	12,504	54,014

\*Above rent fee are including of maintenance fee.. \*\*1 tsubo ≒ 3.3 sq.m ≒ 35.58 sq. feet

# Shinagawa Ward



## 1 Higashi-Gotanda, Nishi-Gotanda, Osaki, Kami-Osaki, Osaki, Nishi-Shinagawa

Floor Plate Size	Rent (¥/tsubo)	Deposit (¥/tsubo)
200tsubo or greater	24,429	293,143
100~199tsubo	20,539	234,316
50~99tsubo	16,617	125,413
20~49tsubo	14,651	80,639

## 2 Higashi-Shinagawa, Kita-Shinagawa, Minami-Shinagawa

Floor Plate Size	Rent (¥/tsubo)	Deposit (¥/tsubo)
200tsubo or greater	20,381	227,142
100~199tsubo	13,500	153,000
50~99tsubo	13,286	95,002
20~49tsubo	12,110	57,685

\*Above rent fee are including of maintenance fee. \*\*1 tsubo ÷ 3.3 sq.m ÷ 35.58 sq. feet

**Vacancy Rate of Large-Scale Buildings  
(Floor Plate : 200tsubo or Larger)**

