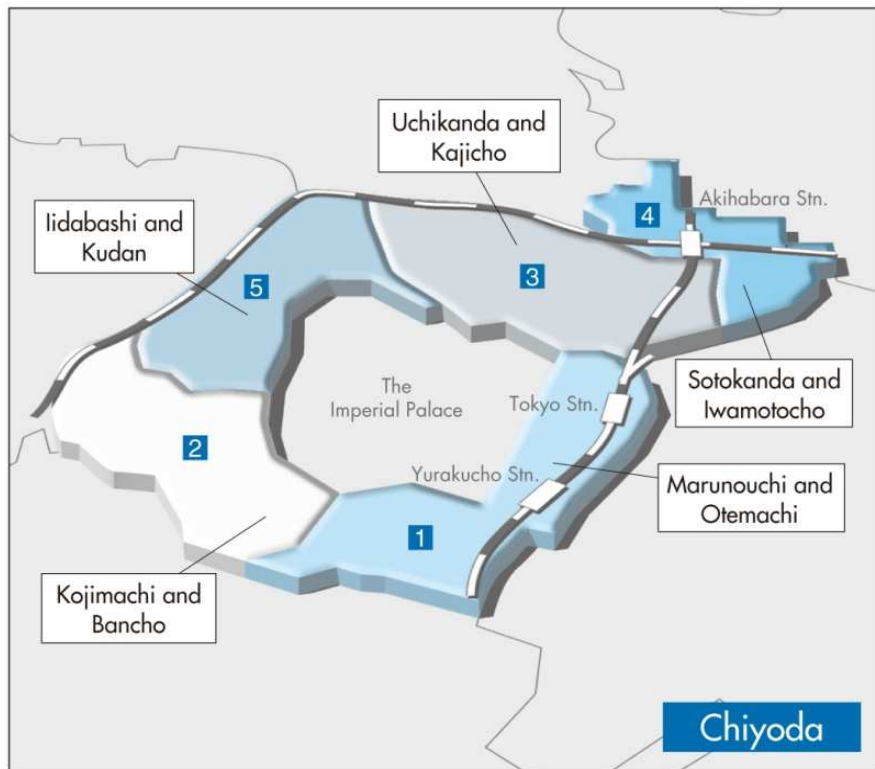
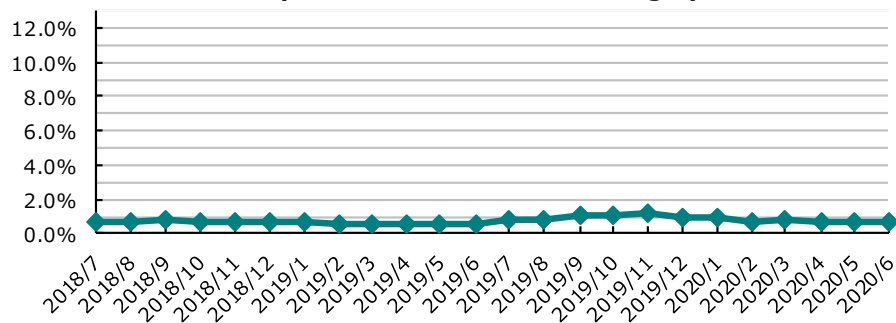


Chiyoda Ward



**Vacancy Rate of Large-Scale Buildings
(Floor Plate : 200tsubo or Larger)**



1 Marunouchi, Otemachi, Yurakucho, Uchisaiwaicho, Kasumigaseki

Floor Plate Size	Rent (¥/tsubo)	Deposit (¥/tsubo)
200tsubo or greater	43,475	519,640
100~199tsubo	32,000	384,000
50~99tsubo	19,106	136,001
20~49tsubo	25,200	251,700

2 Kojimachi, Bancho, Hirakawacho, Kioicho, Hayabusacho, Nagatacho

Floor Plate Size	Rent (¥/tsubo)	Deposit (¥/tsubo)
200tsubo or greater	27,714	320,714
100~199tsubo	23,959	266,073
50~99tsubo	21,151	190,843
20~49tsubo	16,275	118,238

3 Uchi-Kanda, Tacho, Tsukasacho, Mitoshirocho, Sudacho, Kajicho, Awajicho, Ogawamachi, Kanda-Surugadai, Jinbocho, Nishikicho, etc.

Floor Plate Size	Rent (¥/tsubo)	Deposit (¥/tsubo)
200tsubo or greater	29,417	353,000
100~199tsubo	20,993	233,591
50~99tsubo	18,609	170,540
20~49tsubo	14,692	98,898

4 Iwamotocho, Soto-Kanda, Higashi-Kanda, Kanda-Hirakawacho, Konyacho, Izumicho, Matsunagacho, Aioicho, Sakumacho, Kanda-Matsunagacho, etc.

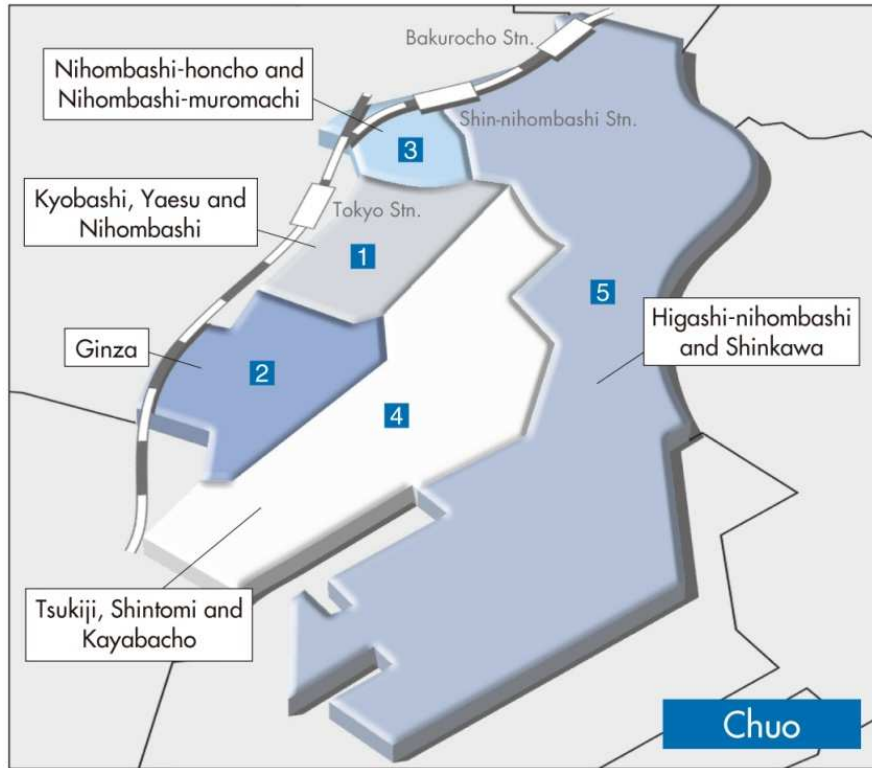
Floor Plate Size	Rent (¥/tsubo)	Deposit (¥/tsubo)
200tsubo or greater	33,000	396,000
100~199tsubo	21,486	218,352
50~99tsubo	16,422	146,875
20~49tsubo	14,117	97,312

5 Iidabashi, Fujimi, Kudan-Kita, Kudan-Minami

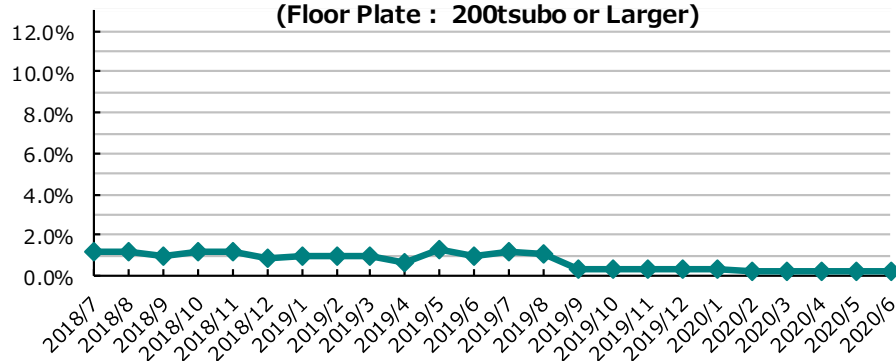
Floor Plate Size	Rent (¥/tsubo)	Deposit (¥/tsubo)
200tsubo or greater	26,571	308,571
100~199tsubo	19,000	213,214
50~99tsubo	16,869	162,176
20~49tsubo	14,418	98,914

*Above rent fee are including of maintenance fee. **1 tsubo ≒ 3.3 sq.m ≒ 35.58 sq. feet

Chuo Ward



**Vacancy Rate of Large-Scale Buildings
(Floor Plate : 200tsubo or Larger)**



1 Kyobashi, Yaesu, Nihonbashi

Floor Plate Size	Rent (¥/tsubo)	Deposit (¥/tsubo)
200tsubo or greater	36,667	429,600
100~199tsubo	29,556	340,667
50~99tsubo	24,219	239,685
20~49tsubo	20,017	179,081

2 Ginza

Floor Plate Size	Rent (¥/tsubo)	Deposit (¥/tsubo)
200tsubo or greater	30,500	357,000
100~199tsubo	25,900	282,600
50~99tsubo	25,063	242,583
20~49tsubo	21,656	187,938

3 Nihonbashi-Honcho, Nihonbashi-Muromachi, Nihonbashi-Hongokucho

Floor Plate Size	Rent (¥/tsubo)	Deposit (¥/tsubo)
200tsubo or greater	35,000	420,000
100~199tsubo	16,662	119,520
50~99tsubo	18,000	182,754
20~49tsubo	17,510	144,504

4 Tsukiji, Shintomi, Kabutocho, Kayabacho, Hatchobori

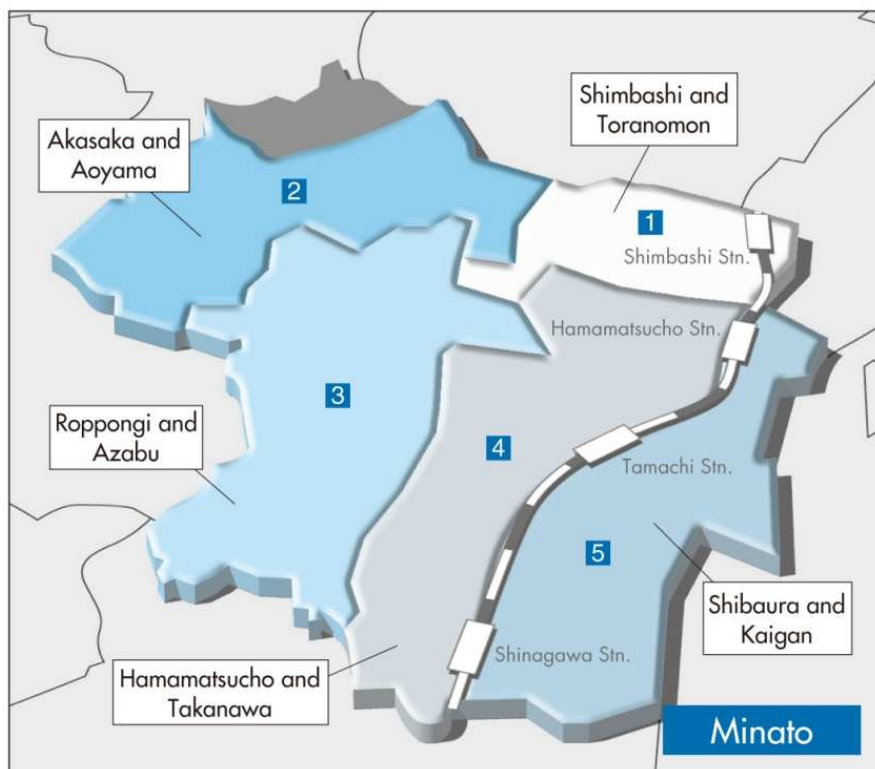
Floor Plate Size	Rent (¥/tsubo)	Deposit (¥/tsubo)
200tsubo or greater	26,857	322,286
100~199tsubo	24,300	291,600
50~99tsubo	16,010	145,029
20~49tsubo	14,872	117,856

5 Kobunecho, Ningyocho, Kakigaracho, Hakozaicho, Odenmachi, Kodenmachi, Kachidoki, Harumi, Horidomecho, Higashi-Nihonbashi, Irifune, Shinkawa, Hamacho, etc.

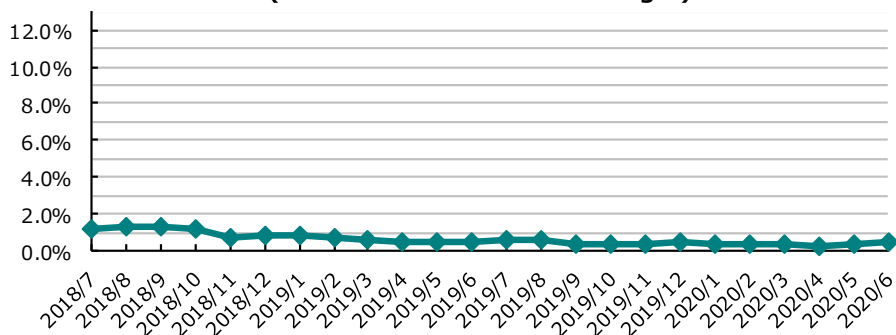
Floor Plate Size	Rent (¥/tsubo)	Deposit (¥/tsubo)
200tsubo or greater	20,733	239,533
100~199tsubo	18,769	209,538
50~99tsubo	16,172	140,621
20~49tsubo	12,951	89,054

*Above rent fee are including of maintenance fee. **1 tsubo ≒ 3.3 sq.m ≒ 35.58 sq. feet

Minato Ward



**Vacancy Rate of Large-Scale Buildings
(Floor Plate : 200tsubo or Larger)**



1 Shimbashi, Higashi-Shimbashi, Nishi-Shimbashi, Toranomom, Atago

Floor Plate Size	Rent (¥/tsubo)	Deposit (¥/tsubo)
200tsubo or greater	33,865	405,081
100~199tsubo	25,547	282,768
50~99tsubo	19,604	189,793
20~49tsubo	17,529	139,024

2 Akasaka, Moto-Akasaka, Kita-Aoyama, Minami-Aoyama

Floor Plate Size	Rent (¥/tsubo)	Deposit (¥/tsubo)
200tsubo or greater	33,435	388,878
100~199tsubo	28,547	333,547
50~99tsubo	22,579	195,177
20~49tsubo	20,221	152,562

3 Roppongi, Nishi-Azabu, Higashi-Azabu, Minami-Azabu, Moto-Azabu, Azabudai, Azabu-Juban, Azabu-Mamianacho, Shirokane, Shirokanedai, etc.

Floor Plate Size	Rent (¥/tsubo)	Deposit (¥/tsubo)
200tsubo or greater	31,413	367,374
100~199tsubo	21,200	224,494
50~99tsubo	19,696	160,229
20~49tsubo	17,621	110,312

4 Hamamatsucho, Shibadaimon, Shibakoen, Shiba, Mita, Takanawa

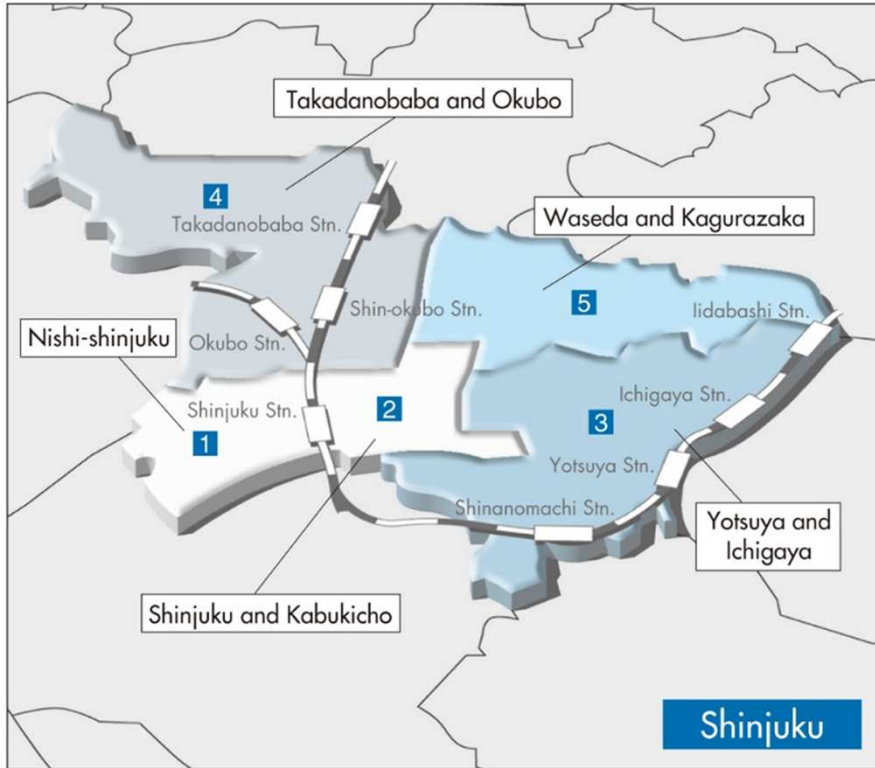
Floor Plate Size	Rent (¥/tsubo)	Deposit (¥/tsubo)
200tsubo or greater	27,059	324,706
100~199tsubo	22,273	241,136
50~99tsubo	19,399	164,476
20~49tsubo	15,749	111,026

5 Konan, Daiba, Shibaura, Kaigan

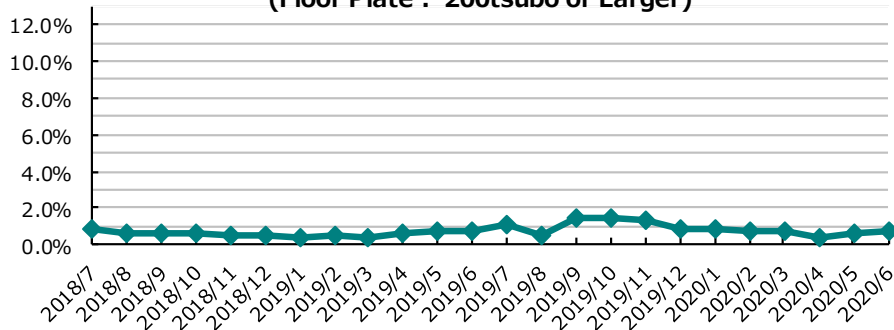
Floor Plate Size	Rent (¥/tsubo)	Deposit (¥/tsubo)
200tsubo or greater	26,200	306,900
100~199tsubo	18,944	197,111
50~99tsubo	19,889	193,778
20~49tsubo	14,138	78,106

*Above rent fee are including of maintenance fee . **1 tsubo ÷ 3.3 sq.m ÷ 35.58 sq. feet

Shinjuku Ward



Vacancy Rate of Large-Scale Buildings
(Floor Plate : 200tsubo or Larger)



1 Nishi-Shinjuku

Floor Plate Size	Rent (¥/tsubo)	Deposit (¥/tsubo)
200tsubo or greater	29,000	338,815
100~199tsubo	22,896	225,104
50~99tsubo	19,076	160,109
20~49tsubo	18,631	132,932

2 Shinjuku, Kabukicho

Floor Plate Size	Rent (¥/tsubo)	Deposit (¥/tsubo)
200tsubo or greater	30,667	368,000
100~199tsubo	19,175	174,690
50~99tsubo	19,810	160,956
20~49tsubo	16,266	108,786

3 Yotsuya, Ichigaya, Daikyocho, Shinanomachi, Arakicho, Tomihisacho, etc.

Floor Plate Size	Rent (¥/tsubo)	Deposit (¥/tsubo)
200tsubo or greater	24,167	278,000
100~199tsubo	21,100	228,500
50~99tsubo	14,576	104,317
20~49tsubo	13,696	76,288

4 Takadanobaba, Okubo, Hyakunincho, Kita-Shinjuku, etc.

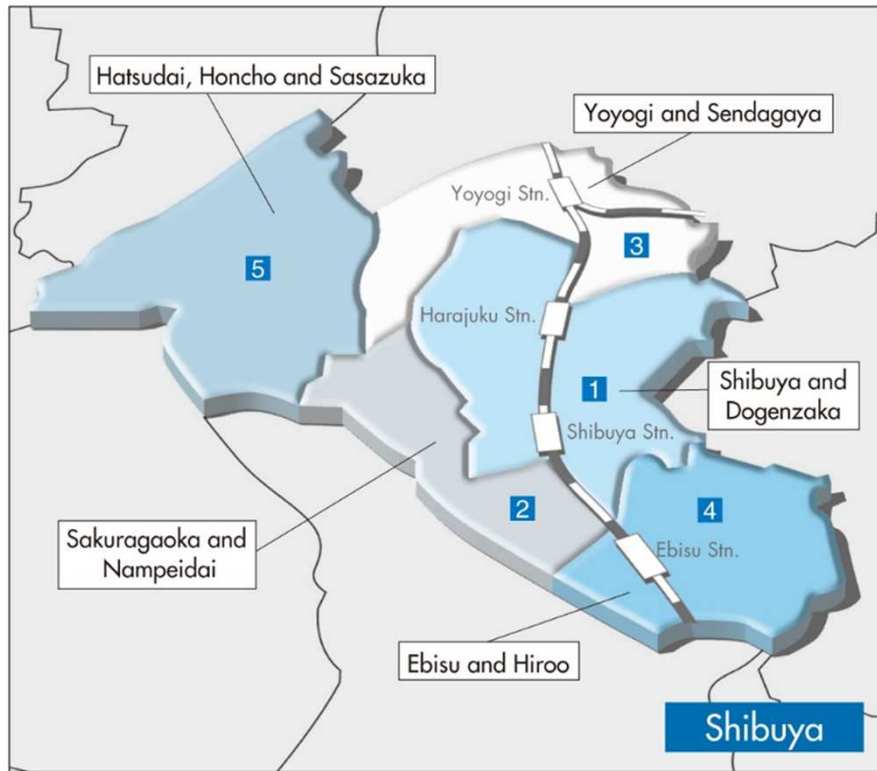
Floor Plate Size	Rent (¥/tsubo)	Deposit (¥/tsubo)
200tsubo or greater	20,667	207,000
100~199tsubo	16,424	153,711
50~99tsubo	14,098	107,165
20~49tsubo	12,818	65,122

5 Waseda, Kagurazaka, etc.

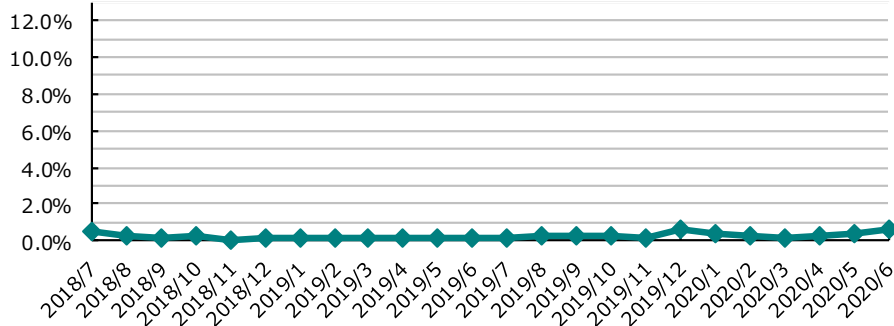
Floor Plate Size	Rent (¥/tsubo)	Deposit (¥/tsubo)
200tsubo or greater	23,667	284,000
100~199tsubo	22,000	208,667
50~99tsubo	14,633	101,470
20~49tsubo	12,041	58,036

*Above rent fee are including of maintenance fee **1 tsubo ÷ 3.3 sq.m ÷ 35.58 sq. feet

Shibuya Ward



**Vacancy Rate of Large-Scale Buildings
(Floor Plate : 200tsubo or Larger)**



1 Shibuya, Jingumae, Jinnan, Udagawacho, Dogenzaka

Floor Plate Size	Rent (¥/tsubo)	Deposit (¥/tsubo)
200tsubo or greater	34,077	401,692
100~199tsubo	30,885	355,769
50~99tsubo	24,822	236,454
20~49tsubo	23,815	175,334

2 Sakuragaokacho, Nanpeidaicho, etc.

Floor Plate Size	Rent (¥/tsubo)	Deposit (¥/tsubo)
200tsubo or greater	37,667	452,000
100~199tsubo	29,500	343,250
50~99tsubo	23,705	240,517
20~49tsubo	18,977	148,499

3 Yoyogi, Sendagaya

Floor Plate Size	Rent (¥/tsubo)	Deposit (¥/tsubo)
200tsubo or greater	31,167	374,000
100~199tsubo	24,152	264,173
50~99tsubo	18,012	123,909
20~49tsubo	18,757	111,327

4 Ebisu, Hiroo, Daikanyamacho, Higashi, Sarugakucho, etc.

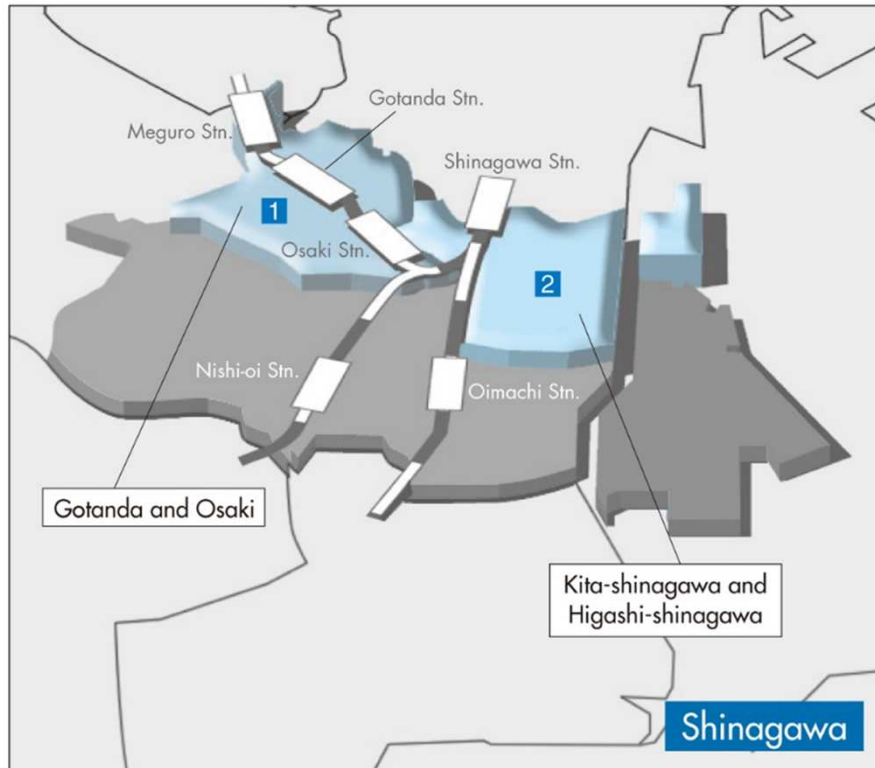
Floor Plate Size	Rent (¥/tsubo)	Deposit (¥/tsubo)
200tsubo or greater	34,200	410,400
100~199tsubo	29,519	324,233
50~99tsubo	23,676	210,681
20~49tsubo	20,025	145,042

5 Sasazuka, Hatsudai, Uehara, Motoyoyogi, etc.

Floor Plate Size	Rent (¥/tsubo)	Deposit (¥/tsubo)
200tsubo or greater	20,667	203,667
100~199tsubo	17,167	150,667
50~99tsubo	16,111	127,587
20~49tsubo	12,664	55,595

*Above rent fee are including of maintenance fee.. **1 tsubo ≙ 3.3 sq.m ≙ 35.58 sq. feet

Shinagawa Ward



1 Higashi-Gotanda, Nishi-Gotanda, Osaki, Kami-Osaki, Osaki, Nishi-Shinagawa

Floor Plate Size	Rent (¥/tsubo)	Deposit (¥/tsubo)
200tsubo or greater	25,706	308,471
100~199tsubo	20,961	230,737
50~99tsubo	16,762	125,045
20~49tsubo	15,500	98,384

2 Higashi-Shinagawa, Kita-Shinagawa, Minami-Shinagawa

Floor Plate Size	Rent (¥/tsubo)	Deposit (¥/tsubo)
200tsubo or greater	21,067	233,999
100~199tsubo	13,500	153,000
50~99tsubo	13,858	114,716
20~49tsubo	12,649	62,353

*Above rent fee are including of maintenance fee. **1 tsubo ÷ 3.3 sq.m ÷ 35.58 sq. feet

**Vacancy Rate of Large-Scale Buildings
(Floor Plate : 200tsubo or Larger)**

