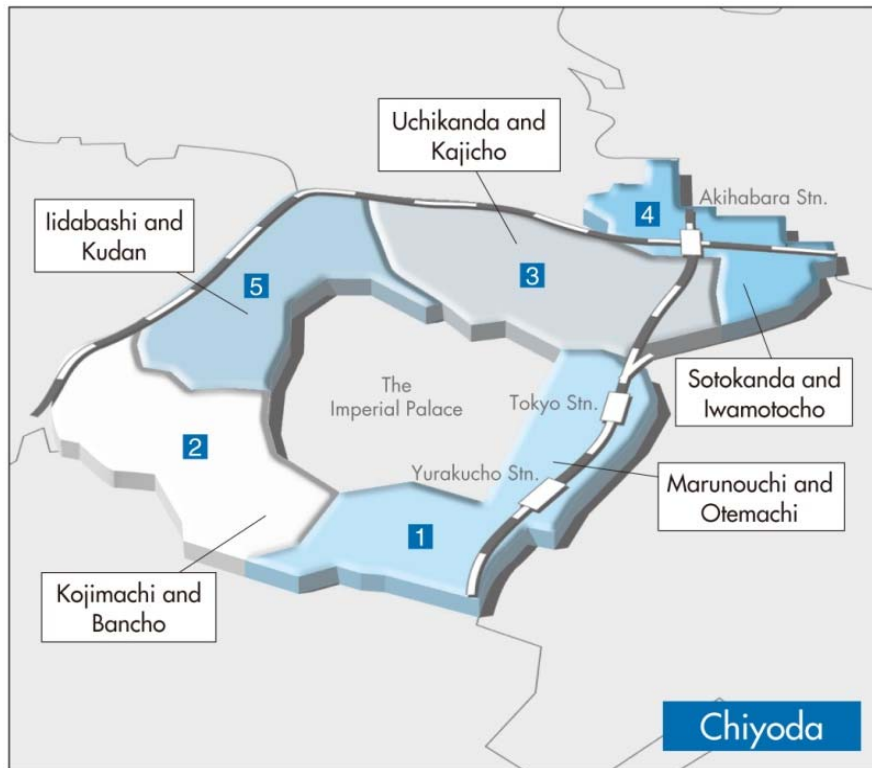
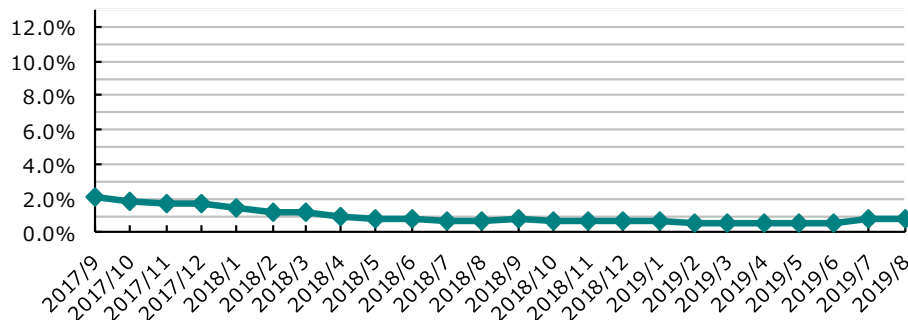


Chiyoda Ward



**Vacancy Rate of Large-Scale Buildings
(Floor Plate : 200tsubo or Larger)**



1 Marunouchi, Otemachi, Yurakucho, Uchisaiwaicho, Kasumigaseki

Floor Plate Size	Rent (¥/tsubo)	Deposit (¥/tsubo)
200tsubo or greater	41,309	493,686
100~199tsubo	33,333	400,000
50~99tsubo	insufficient data	insufficient data
20~49tsubo	23,500	262,000

2 Kojimachi, Bancho, Hirakawacho, Kioicho, Hayabusacho, Nagatacho

Floor Plate Size	Rent (¥/tsubo)	Deposit (¥/tsubo)
200tsubo or greater	26,500	318,000
100~199tsubo	23,229	258,057
50~99tsubo	20,255	184,189
20~49tsubo	15,063	101,629

3 Uchi-Kanda, Tacho, Tsukasacho, Mitoshirocho, Sudacho, Kajicho, Awajicho, Ogawamachi, Kanda-Surugadai, Jinbocho, Nishikicho, etc.

Floor Plate Size	Rent (¥/tsubo)	Deposit (¥/tsubo)
200tsubo or greater	28,059	336,706
100~199tsubo	21,931	247,426
50~99tsubo	17,203	154,473
20~49tsubo	13,680	87,377

4 Iwamotocho, Soto-Kanda, Higashi-Kanda, Kanda-Hirakawacho, Konyacho, Izumicho, Matsunagacho, Aioicho, Sakumacho, Kanda-Matsunagacho, etc.

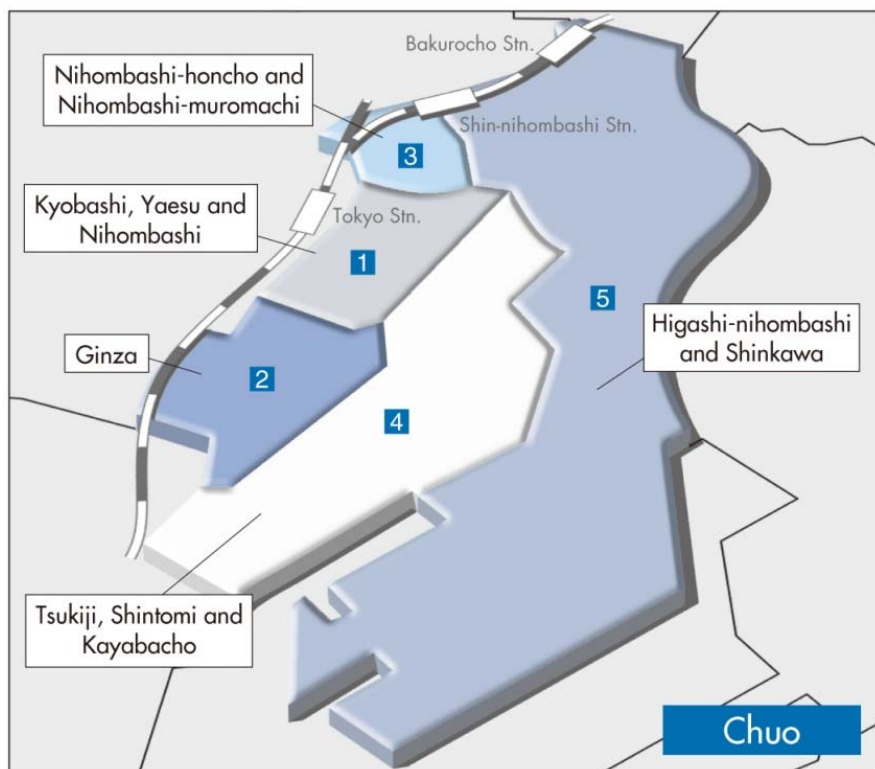
Floor Plate Size	Rent (¥/tsubo)	Deposit (¥/tsubo)
200tsubo or greater	29,200	350,400
100~199tsubo	20,105	211,105
50~99tsubo	14,691	120,026
20~49tsubo	13,455	87,008

5 Iidabashi, Fujimi, Kudan-Kita, Kudan-Minami

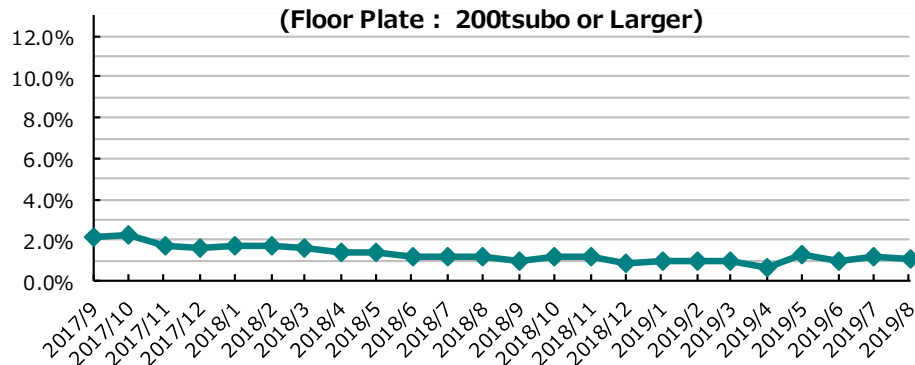
Floor Plate Size	Rent (¥/tsubo)	Deposit (¥/tsubo)
200tsubo or greater	24,111	289,333
100~199tsubo	18,667	200,000
50~99tsubo	16,931	146,572
20~49tsubo	13,708	91,280

*Above rent fee are including of maintenance fee. *Insufficient Data indicates less than 4 buildings was available in the area.

Chuo Ward



**Vacancy Rate of Large-Scale Buildings
(Floor Plate : 200tsubo or Larger)**



1 Kyobashi, Yaesu, Nihonbashi

Floor Plate Size	Rent (¥/tsubo)	Deposit (¥/tsubo)
200tsubo or greater	33,217	396,261
100~199tsubo	28,917	325,667
50~99tsubo	20,971	178,079
20~49tsubo	18,488	160,650

2 Ginza

Floor Plate Size	Rent (¥/tsubo)	Deposit (¥/tsubo)
200tsubo or greater	31,778	354,111
100~199tsubo	25,809	287,285
50~99tsubo	22,964	213,383
20~49tsubo	21,625	178,265

3 Nihonbashi-Honcho, Nihonbashi-Muromachi, Nihonbashi-Hongokucho

Floor Plate Size	Rent (¥/tsubo)	Deposit (¥/tsubo)
200tsubo or greater	26,400	294,300
100~199tsubo	21,833	255,333
50~99tsubo	15,438	152,375
20~49tsubo	16,110	125,083

4 Tsukiji, Shintomi, Kabutocho, Kayabacho, Hatchobori

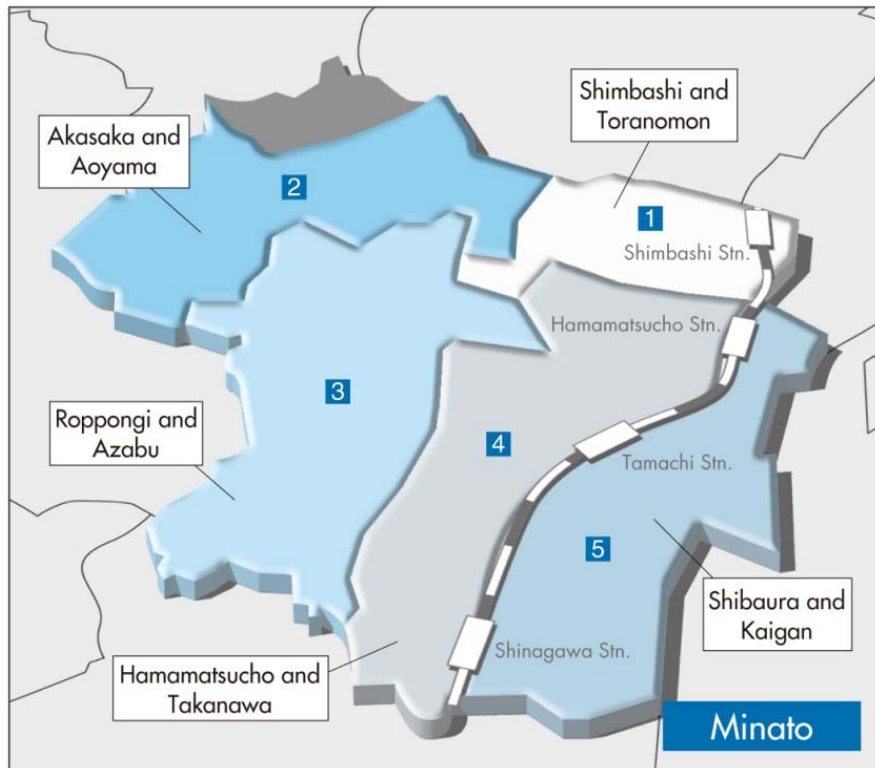
Floor Plate Size	Rent (¥/tsubo)	Deposit (¥/tsubo)
200tsubo or greater	25,490	292,400
100~199tsubo	20,667	232,800
50~99tsubo	15,358	131,452
20~49tsubo	14,070	101,156

5 Kobuncho, Ningyocho, Kakigaracho, Hakozaicho, Odenmachi, Kodenmachi, Kachidoki, Harumi, Horidomecho, Higashi-Nihonbashi, Irifune, Shinkawa, Hamacho, etc.

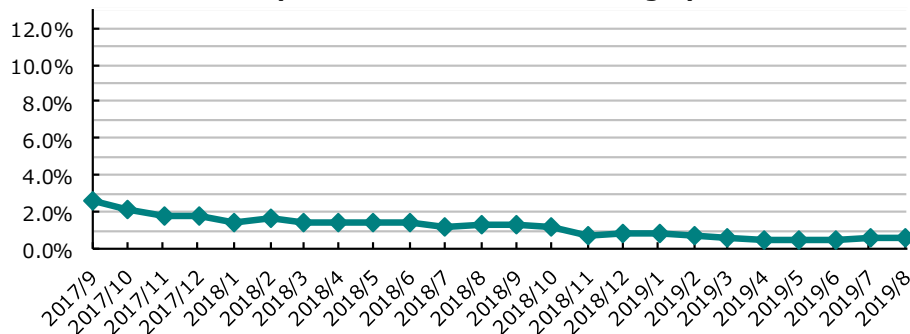
Floor Plate Size	Rent (¥/tsubo)	Deposit (¥/tsubo)
200tsubo or greater	18,750	217,778
100~199tsubo	16,558	172,229
50~99tsubo	14,815	129,747
20~49tsubo	12,259	76,878

*Above rent fee are including of maintenance fee.

Minato Ward



**Vacancy Rate of Large-Scale Buildings
(Floor Plate : 200tsubo or Larger)**



1 Shimbashi, Higashi-Shimbashi, Nishi-Shimbashi, Toranomom, Atago

Floor Plate Size	Rent (¥/tsubo)	Deposit (¥/tsubo)
200tsubo or greater	30,976	370,423
100~199tsubo	24,482	272,609
50~99tsubo	19,413	183,805
20~49tsubo	16,417	124,959

2 Akasaka, Moto-Akasaka, Kita-Aoyama, Minami-Aoyama

Floor Plate Size	Rent (¥/tsubo)	Deposit (¥/tsubo)
200tsubo or greater	31,112	353,759
100~199tsubo	23,726	255,209
50~99tsubo	20,584	171,913
20~49tsubo	19,935	151,886

3 Roppongi, Nishi-Azabu, Higashi-Azabu, Minami-Azabu, Moto-Azabu, Azabudai, Azabu-Juban, Azabu-Mamianacho, Shirokane, Shirokanedai, etc.

Floor Plate Size	Rent (¥/tsubo)	Deposit (¥/tsubo)
200tsubo or greater	31,133	373,600
100~199tsubo	22,276	254,365
50~99tsubo	17,677	134,519
20~49tsubo	18,531	118,387

4 Hamamatsucho, Shibadaimon, Shibakoen, Shiba, Mita, Takanawa

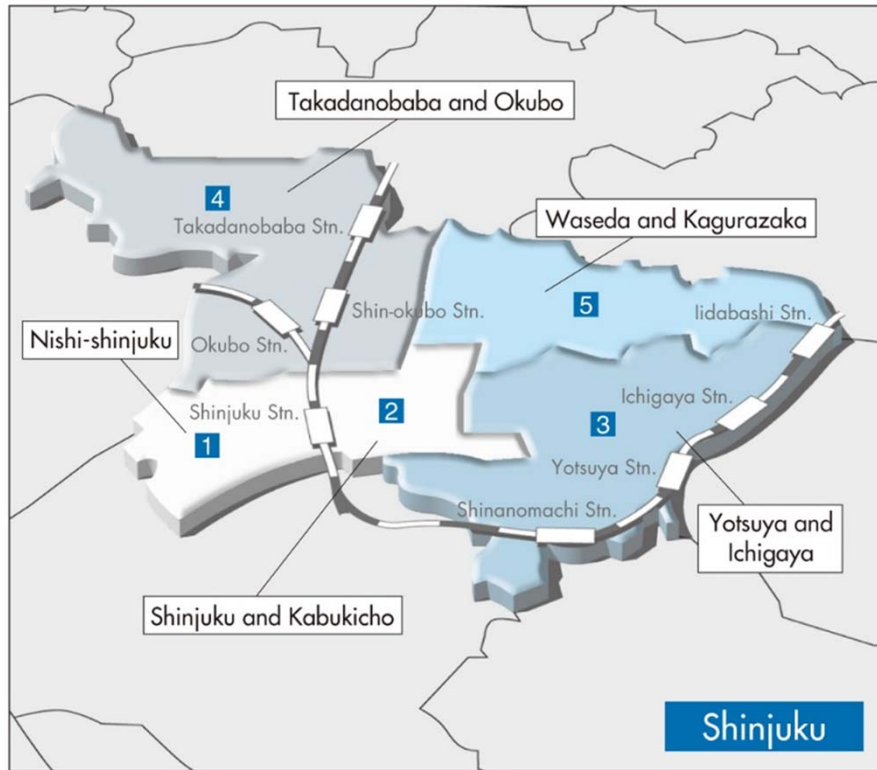
Floor Plate Size	Rent (¥/tsubo)	Deposit (¥/tsubo)
200tsubo or greater	26,353	316,235
100~199tsubo	21,435	234,196
50~99tsubo	16,827	149,931
20~49tsubo	14,180	95,961

5 Konan, Daiba, Shibaura, Kaigan

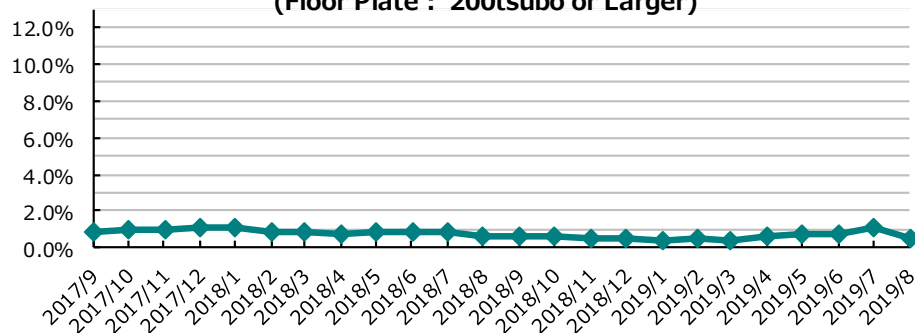
Floor Plate Size	Rent (¥/tsubo)	Deposit (¥/tsubo)
200tsubo or greater	25,440	299,712
100~199tsubo	19,000	201,429
50~99tsubo	16,089	122,388
20~49tsubo	13,425	61,678

*Above rent fee are including of maintenance fee.

Shinjuku Ward



Vacancy Rate of Large-Scale Buildings
(Floor Plate : 200tsubo or Larger)



1 Nishi-Shinjuku

Floor Plate Size	Rent (¥/tsubo)	Deposit (¥/tsubo)
200tsubo or greater	27,965	324,457
100~199tsubo	23,006	253,449
50~99tsubo	17,809	135,564
20~49tsubo	19,534	154,546

2 Shinjuku, Kabukicho

Floor Plate Size	Rent (¥/tsubo)	Deposit (¥/tsubo)
200tsubo or greater	29,500	354,000
100~199tsubo	19,973	199,193
50~99tsubo	16,931	127,122
20~49tsubo	15,917	99,920

3 Yotsuya, Ichigaya, Daikyocho, Shinanomachi, Arakicho, Tomihisacho, etc.

Floor Plate Size	Rent (¥/tsubo)	Deposit (¥/tsubo)
200tsubo or greater	31,000	372,000
100~199tsubo	18,531	184,249
50~99tsubo	14,508	100,946
20~49tsubo	12,893	67,914

4 Takadanobaba, Okubo, Hyakunincho, Kita-Shinjuku, etc.

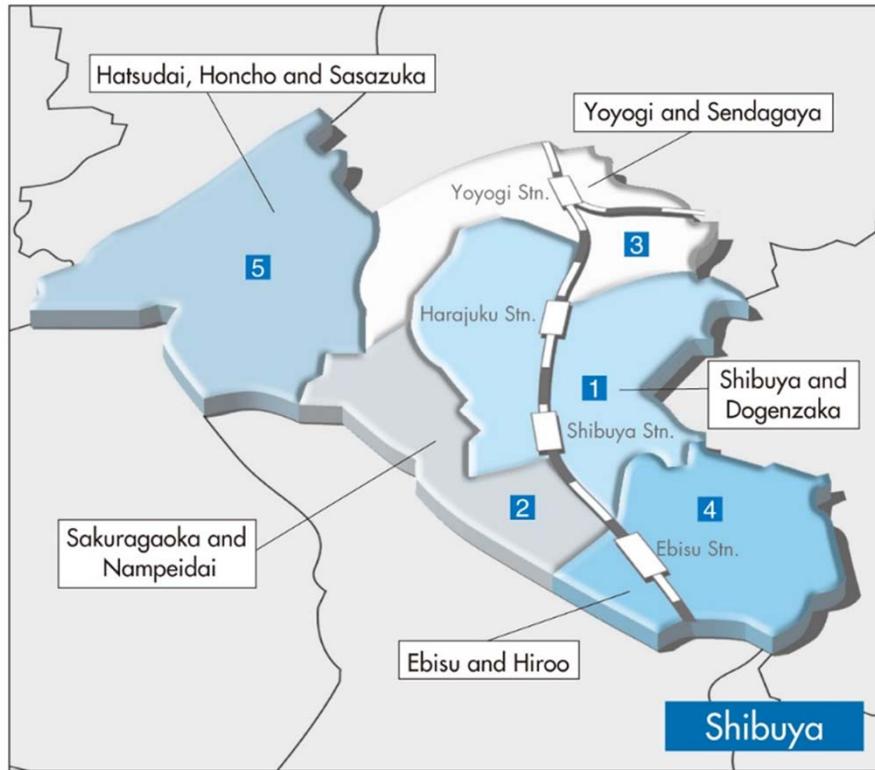
Floor Plate Size	Rent (¥/tsubo)	Deposit (¥/tsubo)
200tsubo or greater	20,500	246,000
100~199tsubo	16,517	161,663
50~99tsubo	13,262	79,576
20~49tsubo	12,429	57,173

5 Waseda, Kagurazaka, etc.

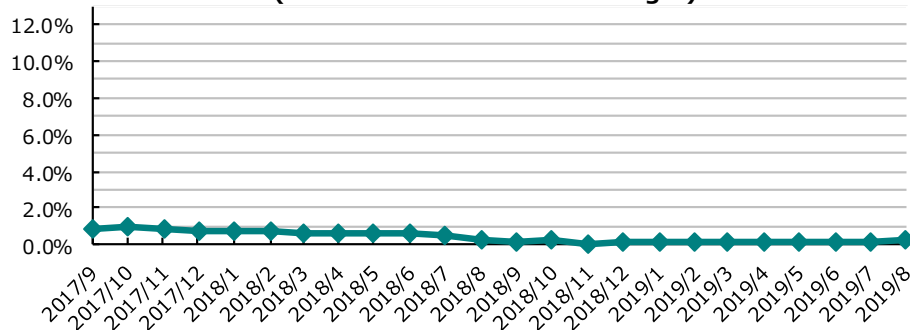
Floor Plate Size	Rent (¥/tsubo)	Deposit (¥/tsubo)
200tsubo or greater	25,500	306,000
100~199tsubo	17,500	177,000
50~99tsubo	12,650	73,750
20~49tsubo	11,736	53,637

*Above rent fee are including of maintenance fee.

Shibuya Ward



**Vacancy Rate of Large-Scale Buildings
(Floor Plate : 200tsubo or Larger)**



1 Shibuya, Jingumae, Jinnan, Udagawacho, Dogenzaka

Floor Plate Size	Rent (¥/tsubo)	Deposit (¥/tsubo)
200tsubo or greater	32,400	366,000
100~199tsubo	30,333	340,667
50~99tsubo	24,988	253,982
20~49tsubo	22,868	168,737

2 Sakuragaokacho, Nanpeidaicho, etc.

Floor Plate Size	Rent (¥/tsubo)	Deposit (¥/tsubo)
200tsubo or greater	35,250	422,997
100~199tsubo	30,000	360,000
50~99tsubo	22,694	206,362
20~49tsubo	18,014	138,094

3 Yoyogi, Sendagaya

Floor Plate Size	Rent (¥/tsubo)	Deposit (¥/tsubo)
200tsubo or greater	29,000	348,000
100~199tsubo	25,100	286,000
50~99tsubo	19,252	147,571
20~49tsubo	17,463	103,974

4 Ebisu, Hiroo, Daikanyamacho, Higashi, Sarugakucho, etc.

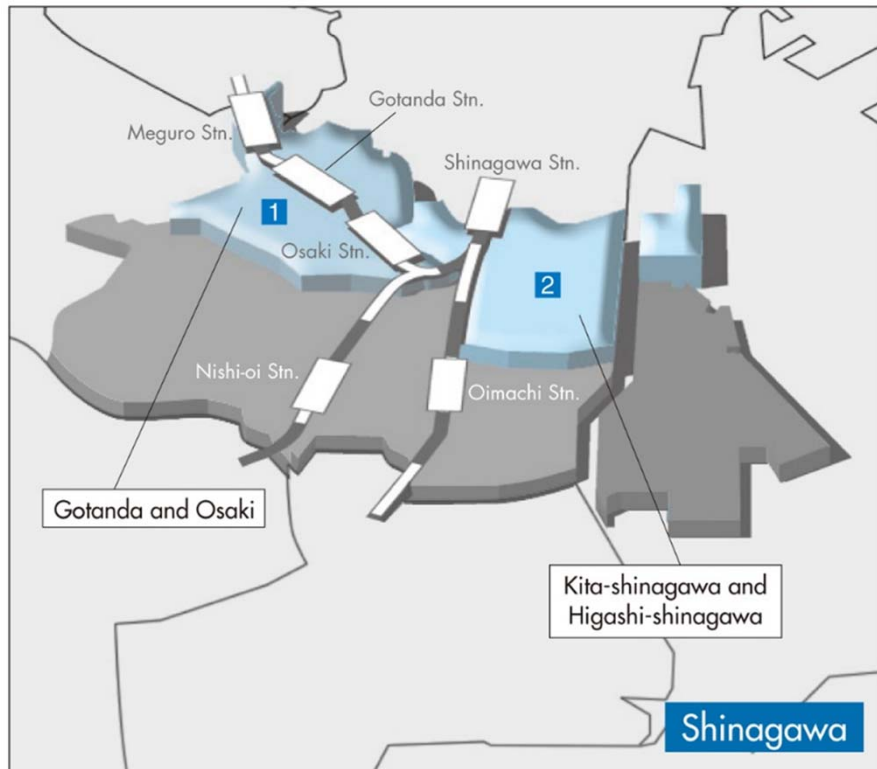
Floor Plate Size	Rent (¥/tsubo)	Deposit (¥/tsubo)
200tsubo or greater	32,000	384,000
100~199tsubo	28,333	340,000
50~99tsubo	22,080	204,109
20~49tsubo	18,594	124,193

5 Sasazuka, Hatsudai, Uehara, Motoyoyogi, etc.

Floor Plate Size	Rent (¥/tsubo)	Deposit (¥/tsubo)
200tsubo or greater	18,750	182,500
100~199tsubo	16,833	142,000
50~99tsubo	14,184	97,332
20~49tsubo	12,937	53,882

*Above rent fee are including of maintenance fee.

Shinagawa Ward



1 Higashi-Gotanda, Nishi-Gotanda, Osaki, Kami-Osaki, Osaki, Nishi-Shinagawa

Floor Plate Size	Rent (¥/tsubo)	Deposit (¥/tsubo)
200tsubo or greater	24,923	299,077
100~199tsubo	17,500	198,000
50~99tsubo	16,589	139,489
20~49tsubo	13,227	91,546

2 Higashi-Shinagawa, Kita-Shinagawa, Minami-Shinagawa

Floor Plate Size	Rent (¥/tsubo)	Deposit (¥/tsubo)
200tsubo or greater	18,667	224,000
100~199tsubo	14,750	164,250
50~99tsubo	14,107	102,622
20~49tsubo	12,049	48,287

*Above rent fee are including of maintenance fee.

**Vacancy Rate of Large-Scale Buildings
(Floor Plate : 200tsubo or Larger)**

