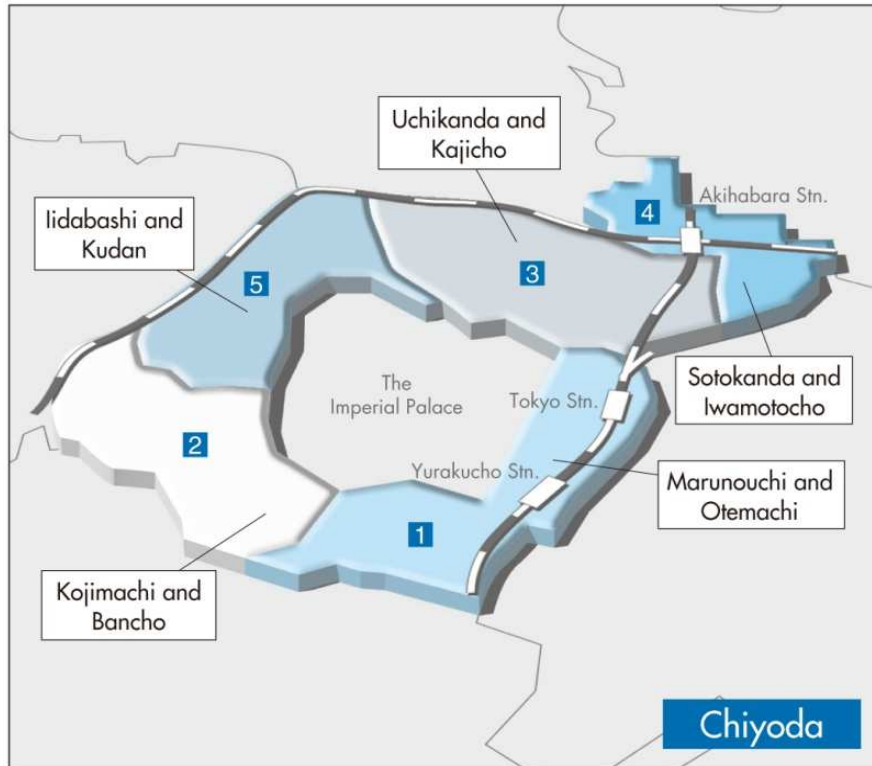
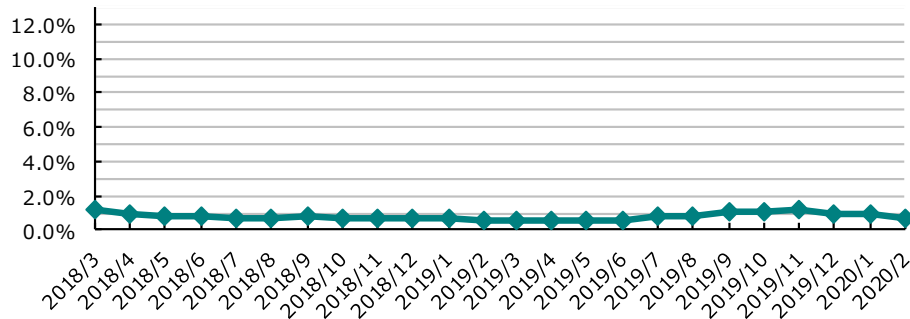


Chiyoda Ward



**Vacancy Rate of Large-Scale Buildings
(Floor Plate : 200tsubo or Larger)**



1 Marunouchi, Otemachi, Yurakucho, Uchisaiwaicho, Kasumigaseki

Floor Plate Size	Rent (¥/tsubo)	Deposit (¥/tsubo)
200tsubo or greater	42,289	505,451
100~199tsubo	34,667	416,000
50~99tsubo	17,983	64,000
20~49tsubo	25,600	226,267

2 Kojimachi, Bancho, Hirakawacho, Kioicho, Hayabusacho, Nagatacho

Floor Plate Size	Rent (¥/tsubo)	Deposit (¥/tsubo)
200tsubo or greater	28,118	335,294
100~199tsubo	22,197	233,785
50~99tsubo	20,594	191,507
20~49tsubo	15,575	109,711

3 Uchi-Kanda, Tacho, Tsukasacho, Mitoshirocho, Sudacho, Kajicho, Awajicho, Ogawamachi, Kanda-Surugadai, Jinbocho, Nishikicho, etc.

Floor Plate Size	Rent (¥/tsubo)	Deposit (¥/tsubo)
200tsubo or greater	28,137	329,515
100~199tsubo	21,201	240,099
50~99tsubo	18,490	175,143
20~49tsubo	14,237	93,600

4 Iwamotocho, Soto-Kanda, Higashi-Kanda, Kanda-Hirakawacho, Konyacho, Izumicho, Matsunagacho, Aioicho, Sakumacho, Kanda-Matsunagacho, etc.

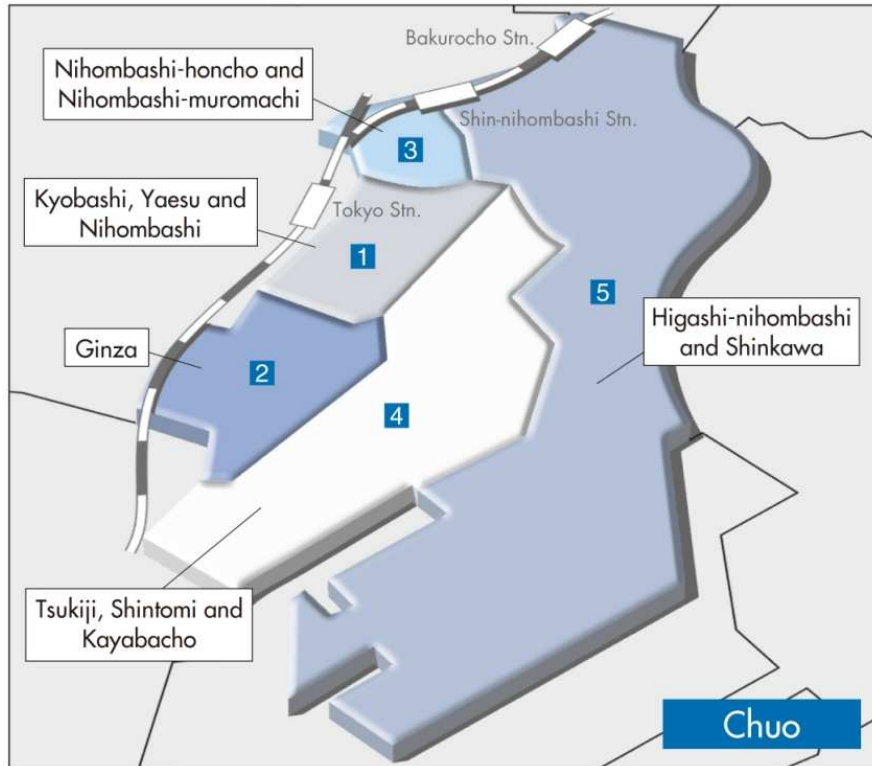
Floor Plate Size	Rent (¥/tsubo)	Deposit (¥/tsubo)
200tsubo or greater	32,333	388,000
100~199tsubo	20,254	195,911
50~99tsubo	15,829	140,241
20~49tsubo	13,782	95,187

5 Iidabashi, Fujimi, Kudan-Kita, Kudan-Minami

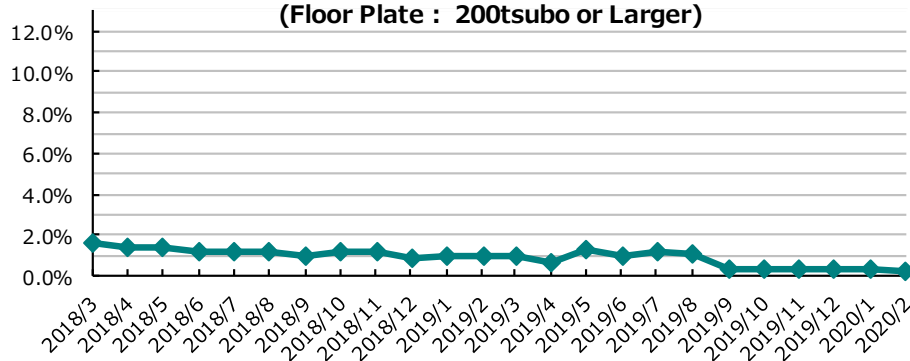
Floor Plate Size	Rent (¥/tsubo)	Deposit (¥/tsubo)
200tsubo or greater	27,000	324,000
100~199tsubo	18,000	190,125
50~99tsubo	16,601	147,105
20~49tsubo	14,107	96,499

*Above rent fee are including of maintenance fee. **1 tsubo ≒ 3.3 sq.m ≒ 35.58 sq. feet

Chuo Ward



**Vacancy Rate of Large-Scale Buildings
(Floor Plate : 200tsubo or Larger)**



1 Kyobashi, Yaesu, Nihonbashi

Floor Plate Size	Rent (¥/tsubo)	Deposit (¥/tsubo)
200tsubo or greater	34,722	408,000
100~199tsubo	28,427	329,673
50~99tsubo	24,790	250,370
20~49tsubo	19,028	169,834

2 Ginza

Floor Plate Size	Rent (¥/tsubo)	Deposit (¥/tsubo)
200tsubo or greater	32,083	361,750
100~199tsubo	26,966	288,099
50~99tsubo	25,224	249,249
20~49tsubo	22,118	187,629

3 Nihonbashi-Honcho, Nihonbashi-Muromachi, Nihonbashi-Hongokucho

Floor Plate Size	Rent (¥/tsubo)	Deposit (¥/tsubo)
200tsubo or greater	29,833	358,000
100~199tsubo	22,167	217,000
50~99tsubo	18,727	197,545
20~49tsubo	16,794	134,230

4 Tsukiji, Shintomi, Kabutocho, Kayabacho, Hatchobori

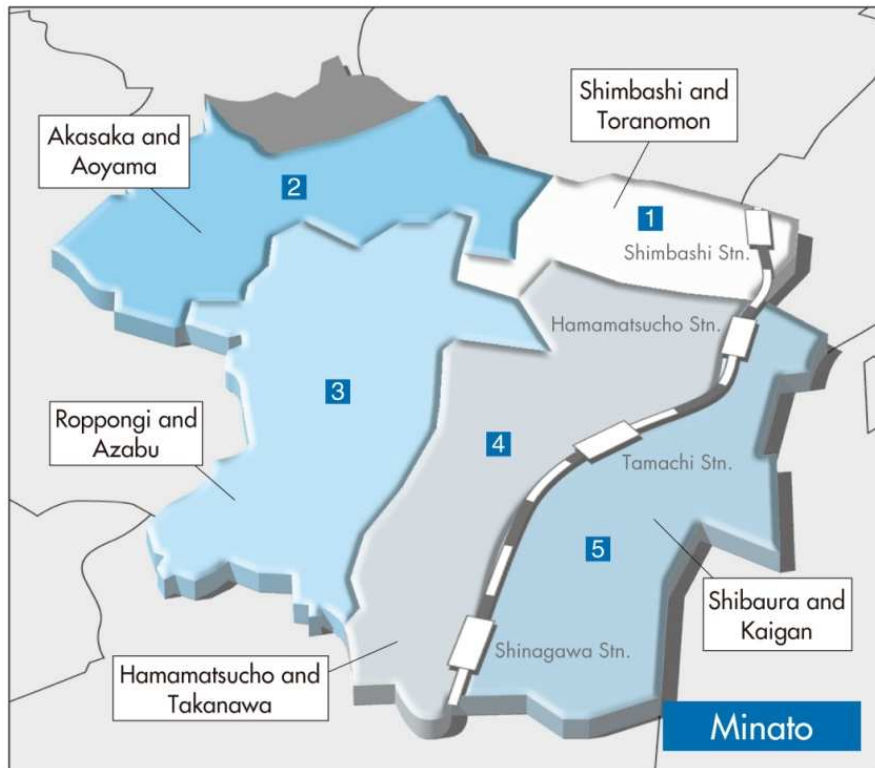
Floor Plate Size	Rent (¥/tsubo)	Deposit (¥/tsubo)
200tsubo or greater	23,590	269,600
100~199tsubo	23,322	272,596
50~99tsubo	15,388	133,573
20~49tsubo	14,525	104,753

5 Kobuncho, Ningyocho, Kakigaracho, Hakozaicho, Odenmachi, Kodenmachi, Kachidoki, Harumi, Horidomecho, Higashi-Nihonbashi, Irifune, Shinkawa, Hamacho, etc.

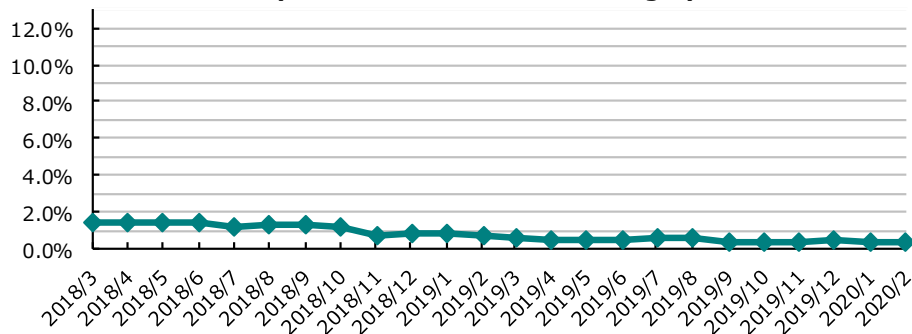
Floor Plate Size	Rent (¥/tsubo)	Deposit (¥/tsubo)
200tsubo or greater	19,833	233,200
100~199tsubo	17,647	200,933
50~99tsubo	15,160	128,448
20~49tsubo	12,954	87,996

*Above rent fee are including of maintenance fee. **1 tsubo ≒ 3.3 sq.m ≒ 35.58 sq. feet

Minato Ward



**Vacancy Rate of Large-Scale Buildings
(Floor Plate : 200tsubo or Larger)**



1 Shimbashi, Higashi-Shimbashi, Nishi-Shimbashi, Toranomon, Atago

Floor Plate Size	Rent (¥/tsubo)	Deposit (¥/tsubo)
200tsubo or greater	33,628	399,251
100~199tsubo	24,451	275,982
50~99tsubo	19,439	183,750
20~49tsubo	16,857	131,964

2 Akasaka, Moto-Akasaka, Kita-Aoyama, Minami-Aoyama

Floor Plate Size	Rent (¥/tsubo)	Deposit (¥/tsubo)
200tsubo or greater	34,458	406,438
100~199tsubo	24,634	262,373
50~99tsubo	20,758	183,136
20~49tsubo	20,025	153,890

3 Roppongi, Nishi-Azabu, Higashi-Azabu, Minami-Azabu, Moto-Azabu, Azabudai, Azabu-Juban, Azabu-Mamianacho, Shirokane, Shirokanedai, etc.

Floor Plate Size	Rent (¥/tsubo)	Deposit (¥/tsubo)
200tsubo or greater	31,250	375,000
100~199tsubo	22,859	257,274
50~99tsubo	18,538	143,667
20~49tsubo	18,318	119,850

4 Hamamatsucho, Shibadaimon, Shibakoen, Shiba, Mita, Takanawa

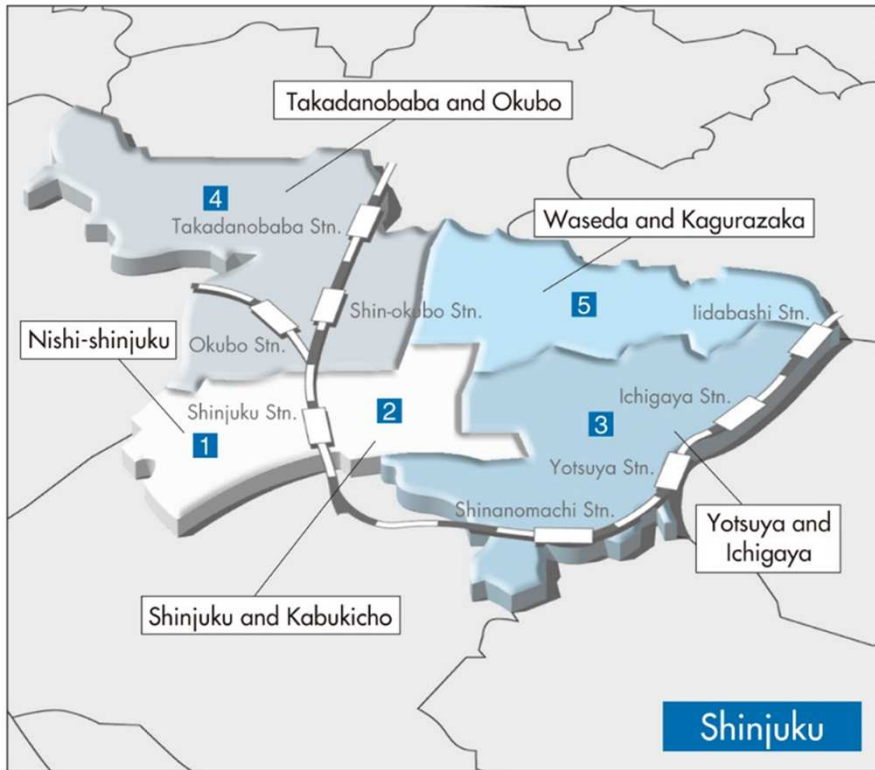
Floor Plate Size	Rent (¥/tsubo)	Deposit (¥/tsubo)
200tsubo or greater	26,400	316,800
100~199tsubo	22,118	239,059
50~99tsubo	19,026	176,379
20~49tsubo	14,960	101,967

5 Konan, Daiba, Shibaura, Kaigan

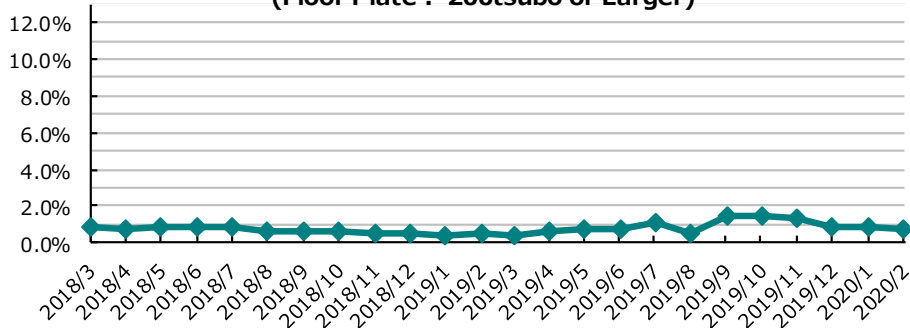
Floor Plate Size	Rent (¥/tsubo)	Deposit (¥/tsubo)
200tsubo or greater	26,261	305,687
100~199tsubo	19,550	209,600
50~99tsubo	18,194	176,777
20~49tsubo	14,163	75,821

*Above rent fee are including of maintenance fee . **1 tsubo ÷ 3.3 sq.m ÷ 35.58 sq. feet

Shinjuku Ward



Vacancy Rate of Large-Scale Buildings
(Floor Plate : 200tsubo or Larger)



1 Nishi-Shinjuku

Floor Plate Size	Rent (¥/tsubo)	Deposit (¥/tsubo)
200tsubo or greater	29,822	342,100
100~199tsubo	22,915	230,394
50~99tsubo	18,909	161,872
20~49tsubo	18,267	117,008

2 Shinjuku, Kabukicho

Floor Plate Size	Rent (¥/tsubo)	Deposit (¥/tsubo)
200tsubo or greater	29,333	352,000
100~199tsubo	18,995	170,268
50~99tsubo	17,064	125,718
20~49tsubo	15,709	100,266

3 Yotsuya, Ichigaya, Daikyocho, Shinanomachi, Arakicho, Tomihisacho, etc.

Floor Plate Size	Rent (¥/tsubo)	Deposit (¥/tsubo)
200tsubo or greater	23,000	261,600
100~199tsubo	19,437	217,117
50~99tsubo	14,407	97,862
20~49tsubo	13,526	82,490

4 Takadanobaba, Okubo, Hyakunincho, Kita-Shinjuku, etc.

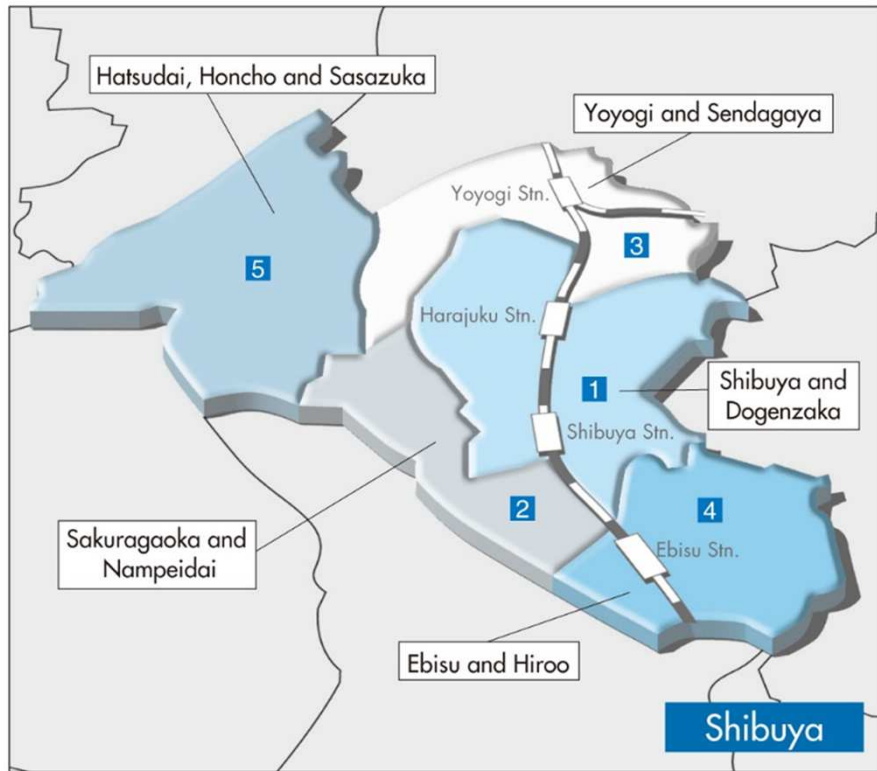
Floor Plate Size	Rent (¥/tsubo)	Deposit (¥/tsubo)
200tsubo or greater	30,000	360,000
100~199tsubo	17,622	178,290
50~99tsubo	14,147	90,976
20~49tsubo	13,154	63,505

5 Waseda, Kagurazaka, etc.

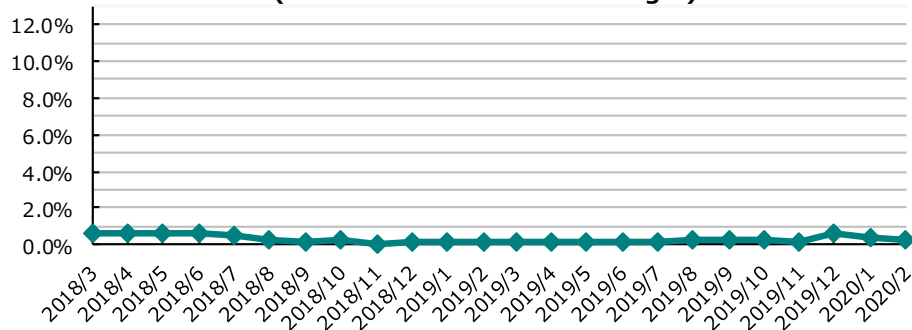
Floor Plate Size	Rent (¥/tsubo)	Deposit (¥/tsubo)
200tsubo or greater	25,500	306,000
100~199tsubo	19,300	189,600
50~99tsubo	14,084	83,077
20~49tsubo	11,704	50,158

*Above rent fee are including of maintenance fee **1 tsubo ÷ 3.3 sq.m ÷ 35.58 sq. feet

Shibuya Ward



**Vacancy Rate of Large-Scale Buildings
(Floor Plate : 200tsubo or Larger)**



1 Shibuya, Jingumae, Jinnan, Udagawacho, Dogenzaka

Floor Plate Size	Rent (¥/tsubo)	Deposit (¥/tsubo)
200tsubo or greater	33,923	388,308
100~199tsubo	30,222	344,333
50~99tsubo	25,135	232,426
20~49tsubo	23,775	171,248

2 Sakuragaokacho, Nanpeidaicho, etc.

Floor Plate Size	Rent (¥/tsubo)	Deposit (¥/tsubo)
200tsubo or greater	37,667	452,000
100~199tsubo	28,714	332,286
50~99tsubo	22,492	209,952
20~49tsubo	19,677	145,811

3 Yoyogi, Sendagaya

Floor Plate Size	Rent (¥/tsubo)	Deposit (¥/tsubo)
200tsubo or greater	30,000	360,000
100~199tsubo	26,375	316,500
50~99tsubo	19,848	146,565
20~49tsubo	18,085	107,117

4 Ebisu, Hiroo, Daikanyamacho, Higashi, Sarugakucho, etc.

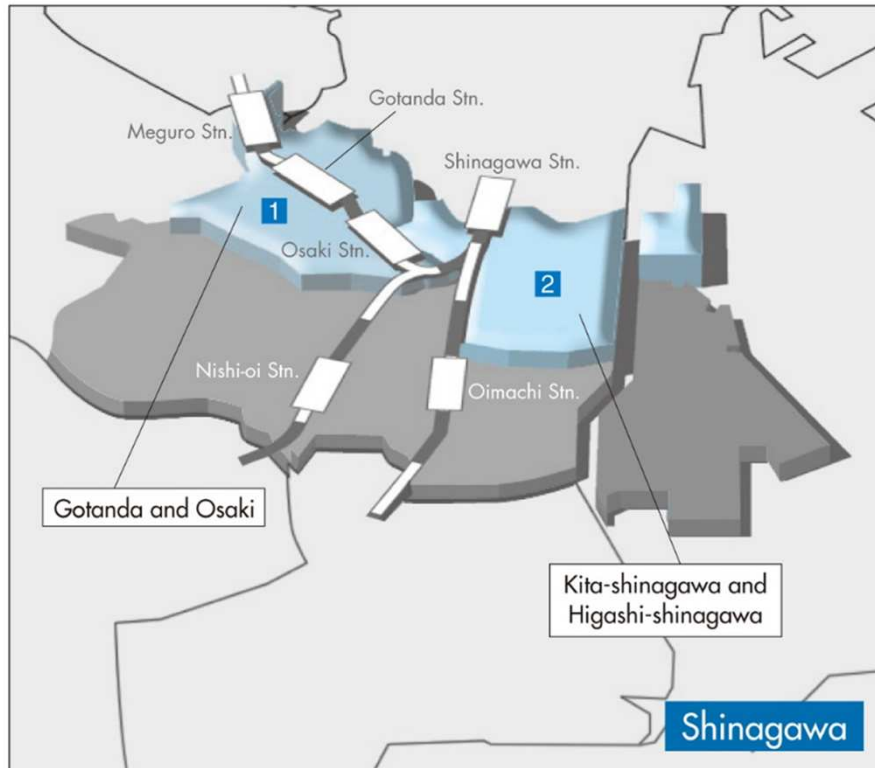
Floor Plate Size	Rent (¥/tsubo)	Deposit (¥/tsubo)
200tsubo or greater	35,500	426,000
100~199tsubo	28,662	343,947
50~99tsubo	23,673	216,245
20~49tsubo	19,456	138,413

5 Sasazuka, Hatsudai, Uehara, Motoyoyogi, etc.

Floor Plate Size	Rent (¥/tsubo)	Deposit (¥/tsubo)
200tsubo or greater	20,666	203,659
100~199tsubo	15,935	151,603
50~99tsubo	15,239	111,879
20~49tsubo	13,349	63,576

*Above rent fee are including of maintenance fee.. **1 tsubo ≒ 3.3 sq.m ≒ 35.58 sq. feet

Shinagawa Ward



1 Higashi-Gotanda, Nishi-Gotanda, Osaki, Kami-Osaki, Osaki, Nishi-Shinagawa

Floor Plate Size	Rent (¥/tsubo)	Deposit (¥/tsubo)
200tsubo or greater	26,571	318,857
100~199tsubo	21,450	235,625
50~99tsubo	18,045	150,703
20~49tsubo	14,759	92,711

2 Higashi-Shinagawa, Kita-Shinagawa, Minami-Shinagawa

Floor Plate Size	Rent (¥/tsubo)	Deposit (¥/tsubo)
200tsubo or greater	18,941	210,705
100~199tsubo	13,833	160,000
50~99tsubo	12,352	83,735
20~49tsubo	13,529	59,594

*Above rent fee are including of maintenance fee. **1 tsubo ÷ 3.3 sq.m ÷ 35.58 sq. feet

**Vacancy Rate of Large-Scale Buildings
(Floor Plate : 200tsubo or Larger)**

