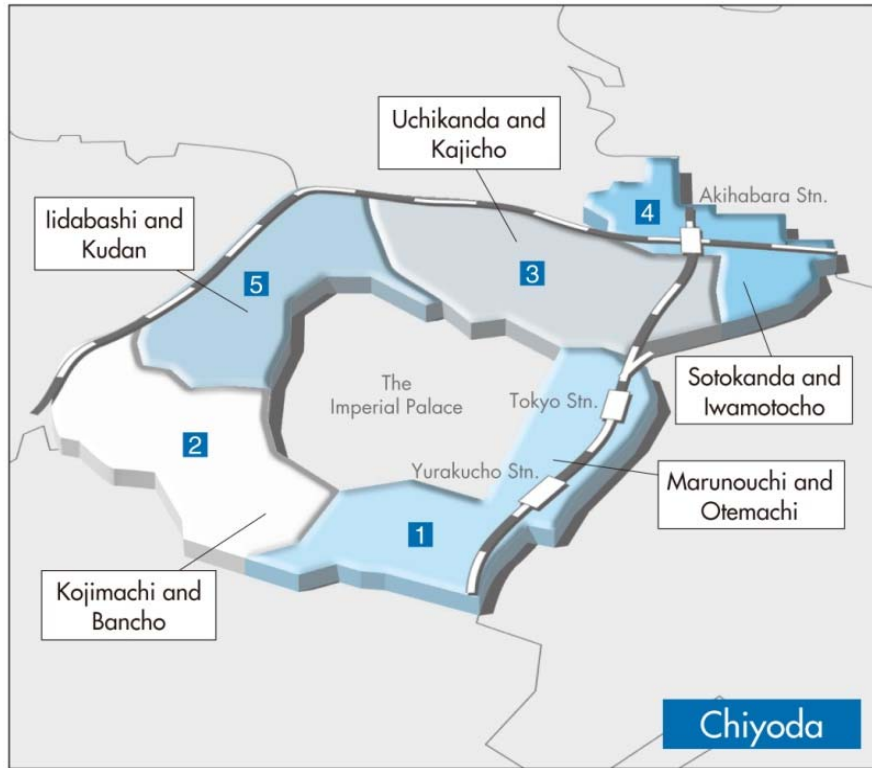
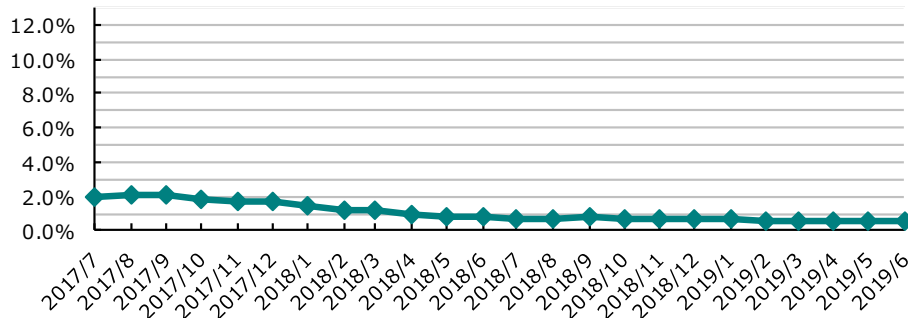


# Chiyoda Ward



**Vacancy Rate of Large-Scale Buildings  
(Floor Plate : 200tsubo or Larger)**



## 1 Marunouchi, Otemachi, Yurakucho, Uchisaiwaicho, Kasumigaseki

Floor Plate Size	Rent (¥/tsubo)	Deposit (¥/tsubo)
200tsubo or greater	41,191	492,275
100~199tsubo	33,333	400,000
50~99tsubo	insufficient data	insufficient data
20~49tsubo	22,500	250,000

## 2 Kojimachi, Bancho, Hirakawacho, Kioicho, Hayabusacho, Nagatacho

Floor Plate Size	Rent (¥/tsubo)	Deposit (¥/tsubo)
200tsubo or greater	26,333	316,000
100~199tsubo	23,257	265,630
50~99tsubo	20,038	186,453
20~49tsubo	15,007	102,191

## 3 Uchi-Kanda, Tacho, Tsukasacho, Mitoshirocho, Sudacho, Kajicho, Awajicho, Ogawamachi, Kanda-Surugadai, Jinbocho, Nishikicho, etc.

Floor Plate Size	Rent (¥/tsubo)	Deposit (¥/tsubo)
200tsubo or greater	27,500	330,000
100~199tsubo	22,130	250,393
50~99tsubo	16,848	144,942
20~49tsubo	13,611	88,270

## 4 Iwamotocho, Soto-Kanda, Higashi-Kanda, Kanda-Hirakawacho, Konyacho, Izumicho, Matsunagacho, Aioicho, Sakumacho, Kanda-Matsunagacho, etc.

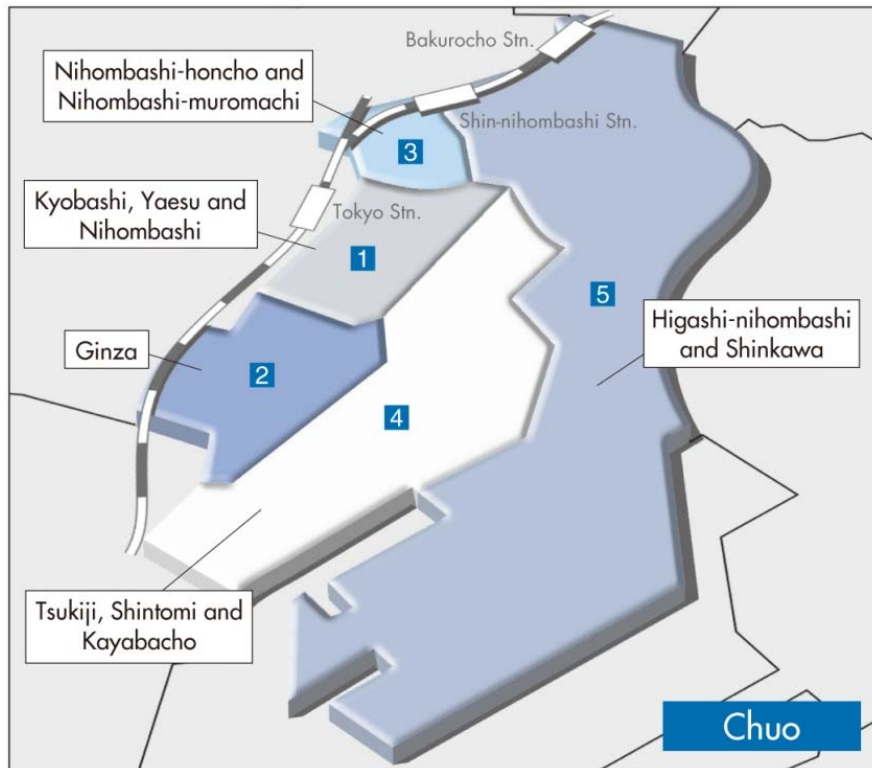
Floor Plate Size	Rent (¥/tsubo)	Deposit (¥/tsubo)
200tsubo or greater	29,200	350,400
100~199tsubo	20,000	215,750
50~99tsubo	14,626	115,977
20~49tsubo	13,706	90,613

## 5 Iidabashi, Fujimi, Kudan-Kita, Kudan-Minami

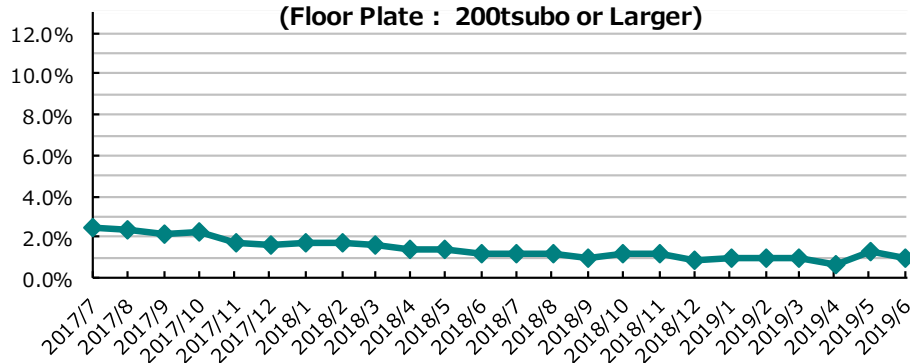
Floor Plate Size	Rent (¥/tsubo)	Deposit (¥/tsubo)
200tsubo or greater	24,875	298,500
100~199tsubo	19,286	210,857
50~99tsubo	16,970	144,028
20~49tsubo	13,725	90,931

\*Above rent fee are including of maintenance fee. \*Insufficient Data' indicates less than 4 buildings was available in the area.

# Chuo Ward



**Vacancy Rate of Large-Scale Buildings  
(Floor Plate : 200tsubo or Larger)**



## 1 Kyobashi, Yaesu, Nihonbashi

Floor Plate Size	Rent (¥/tsubo)	Deposit (¥/tsubo)
200tsubo or greater	33,714	402,000
100~199tsubo	29,154	330,154
50~99tsubo	20,301	172,194
20~49tsubo	18,060	154,780

## 2 Ginza

Floor Plate Size	Rent (¥/tsubo)	Deposit (¥/tsubo)
200tsubo or greater	32,375	381,250
100~199tsubo	25,842	284,351
50~99tsubo	22,806	210,301
20~49tsubo	21,213	176,236

## 3 Nihonbashi-Honcho, Nihonbashi-Muromachi, Nihonbashi-Hongokucho

Floor Plate Size	Rent (¥/tsubo)	Deposit (¥/tsubo)
200tsubo or greater	26,538	301,154
100~199tsubo	21,143	248,000
50~99tsubo	15,929	153,571
20~49tsubo	15,593	128,972

## 4 Tsukiji, Shintomi, Kabutocho, Kayabacho, Hatchobori

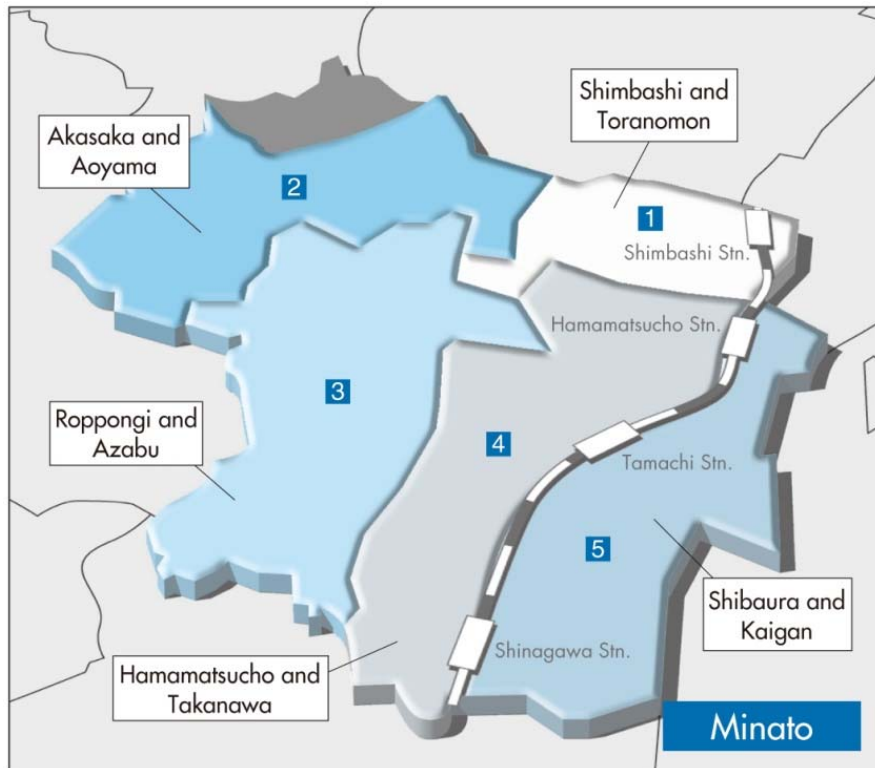
Floor Plate Size	Rent (¥/tsubo)	Deposit (¥/tsubo)
200tsubo or greater	25,536	294,182
100~199tsubo	19,620	209,307
50~99tsubo	15,262	129,637
20~49tsubo	13,680	96,610

## 5 Kobunecho, Ningyocho, Kakigaracho, Hakozaicho, Odenmachi, Kodenmachi, Kachidoki, Harumi, Horidomecho, Higashi-Nihonbashi, Irifune, Shinkawa, Hamacho, etc.

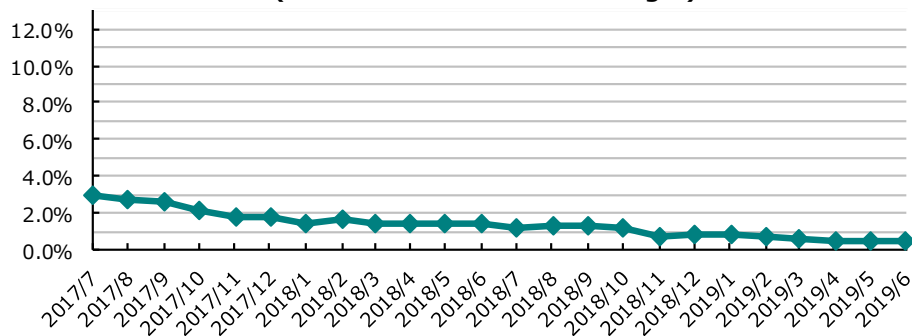
Floor Plate Size	Rent (¥/tsubo)	Deposit (¥/tsubo)
200tsubo or greater	19,225	224,200
100~199tsubo	16,638	177,505
50~99tsubo	14,330	124,516
20~49tsubo	12,221	75,908

\*Above rent fee are including of maintenance fee.

# Minato Ward



**Vacancy Rate of Large-Scale Buildings  
(Floor Plate : 200tsubo or Larger)**



## 1 Shimbashi, Higashi-Shimbashi, Nishi-Shimbashi, Toranomom, Atago

Floor Plate Size	Rent (¥/tsubo)	Deposit (¥/tsubo)
200tsubo or greater	30,845	368,308
100~199tsubo	24,434	265,802
50~99tsubo	18,883	177,702
20~49tsubo	16,487	127,195

## 2 Akasaka, Moto-Akasaka, Kita-Aoyama, Minami-Aoyama

Floor Plate Size	Rent (¥/tsubo)	Deposit (¥/tsubo)
200tsubo or greater	30,745	347,900
100~199tsubo	23,247	239,176
50~99tsubo	20,896	176,633
20~49tsubo	19,820	153,949

## 3 Roppongi, Nishi-Azabu, Higashi-Azabu, Minami-Azabu, Moto-Azabu, Azabudai, Azabu-Juban, Azabu-Mamianacho, Shirokane, Shirokanedai, etc.

Floor Plate Size	Rent (¥/tsubo)	Deposit (¥/tsubo)
200tsubo or greater	31,143	373,714
100~199tsubo	20,900	241,000
50~99tsubo	18,388	136,373
20~49tsubo	18,219	107,499

## 4 Hamamatsucho, Shibadaimon, Shibakoen, Shiba, Mita, Takanawa

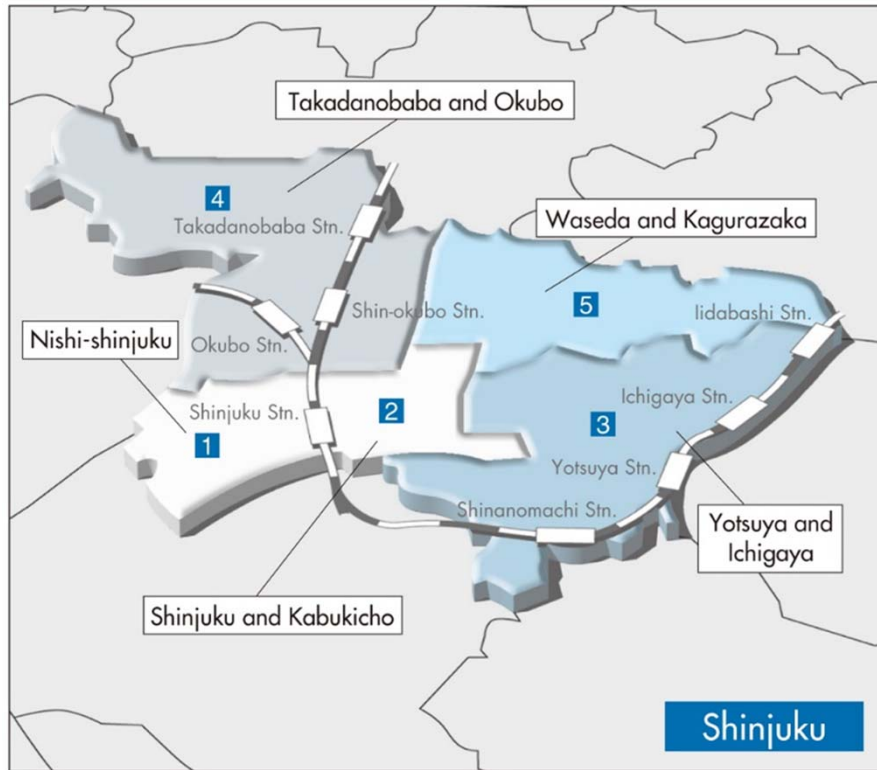
Floor Plate Size	Rent (¥/tsubo)	Deposit (¥/tsubo)
200tsubo or greater	25,632	307,579
100~199tsubo	21,081	230,298
50~99tsubo	17,316	162,576
20~49tsubo	14,321	96,889

## 5 Konan, Daiba, Shiba, Kaigan

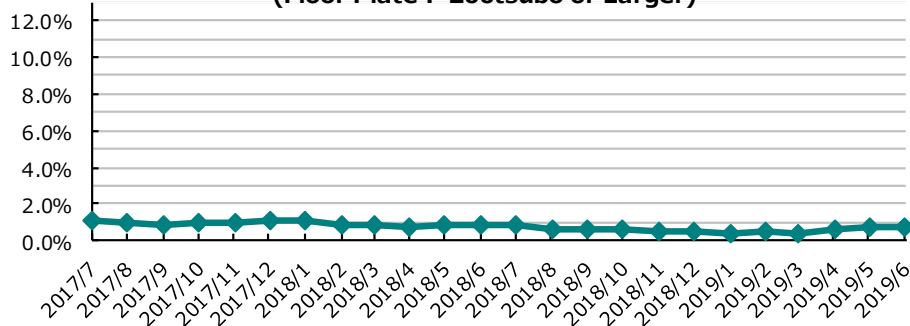
Floor Plate Size	Rent (¥/tsubo)	Deposit (¥/tsubo)
200tsubo or greater	25,739	302,817
100~199tsubo	20,800	241,200
50~99tsubo	16,324	121,490
20~49tsubo	12,703	55,197

\*Above rent fee are including of maintenance fee.

# Shinjuku Ward



**Vacancy Rate of Large-Scale Buildings**  
(Floor Plate : 200tsubo or Larger)



## 1 Nishi-Shinjuku

Floor Plate Size	Rent (¥/tsubo)	Deposit (¥/tsubo)
200tsubo or greater	28,000	327,385
100~199tsubo	22,089	236,328
50~99tsubo	19,007	142,423
20~49tsubo	18,849	141,991

## 2 Shinjuku, Kabukicho

Floor Plate Size	Rent (¥/tsubo)	Deposit (¥/tsubo)
200tsubo or greater	29,500	354,000
100~199tsubo	19,850	195,650
50~99tsubo	17,579	140,831
20~49tsubo	15,712	103,607

## 3 Yotsuya, Ichigaya, Daikyocho, Shinanomachi, Arakicho, Tomihisacho, etc.

Floor Plate Size	Rent (¥/tsubo)	Deposit (¥/tsubo)
200tsubo or greater	31,000	372,000
100~199tsubo	17,531	172,249
50~99tsubo	14,137	94,454
20~49tsubo	12,737	65,959

## 4 Takadanobaba, Okubo, Hyakunincho, Kita-Shinjuku, etc.

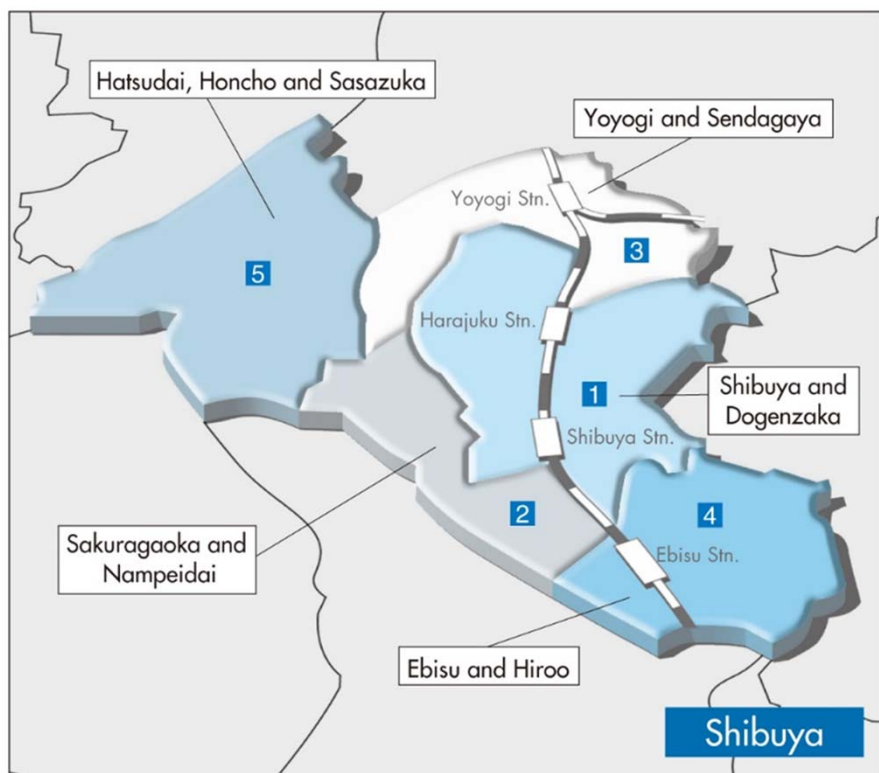
Floor Plate Size	Rent (¥/tsubo)	Deposit (¥/tsubo)
200tsubo or greater	17,167	192,000
100~199tsubo	15,794	150,626
50~99tsubo	13,558	78,289
20~49tsubo	12,591	57,424

## 5 Waseda, Kagurazaka, etc.

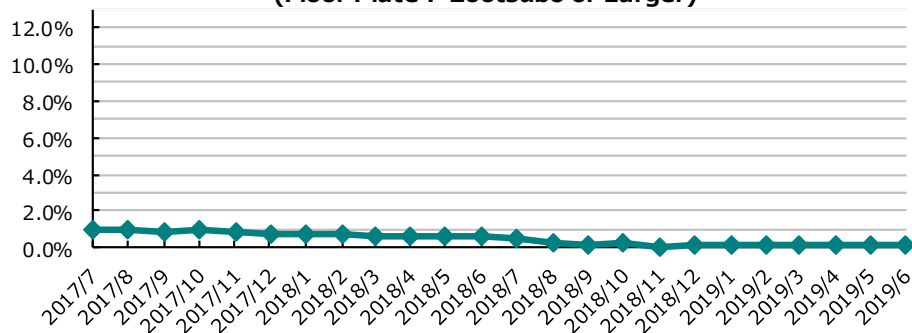
Floor Plate Size	Rent (¥/tsubo)	Deposit (¥/tsubo)
200tsubo or greater	insufficient data	insufficient data
100~199tsubo	16,602	153,611
50~99tsubo	13,181	84,631
20~49tsubo	11,541	54,358

\*Above rent fee are including of maintenance fee. \*'Insufficient Data' indicates less than 4 buildings was available in the area.

# Shibuya Ward



**Vacancy Rate of Large-Scale Buildings**  
(Floor Plate : 200tsubo or Larger)



## 1 Shibuya, Jingumae, Jinnan, Udagawacho, Dogenzaka

Floor Plate Size	Rent (¥/tsubo)	Deposit (¥/tsubo)
200tsubo or greater	32,438	375,000
100~199tsubo	29,357	329,857
50~99tsubo	25,311	253,781
20~49tsubo	23,245	177,151

## 2 Sakuragaokacho, Nanpeidaicho, etc.

Floor Plate Size	Rent (¥/tsubo)	Deposit (¥/tsubo)
200tsubo or greater	37,000	444,000
100~199tsubo	31,000	372,000
50~99tsubo	22,244	196,862
20~49tsubo	18,073	131,014

## 3 Yoyogi, Sendagaya

Floor Plate Size	Rent (¥/tsubo)	Deposit (¥/tsubo)
200tsubo or greater	26,750	321,000
100~199tsubo	24,000	272,800
50~99tsubo	19,264	160,454
20~49tsubo	17,485	105,278

## 4 Ebisu, Hiroo, Daikanyamacho, Higashi, Sarugakucho, etc.

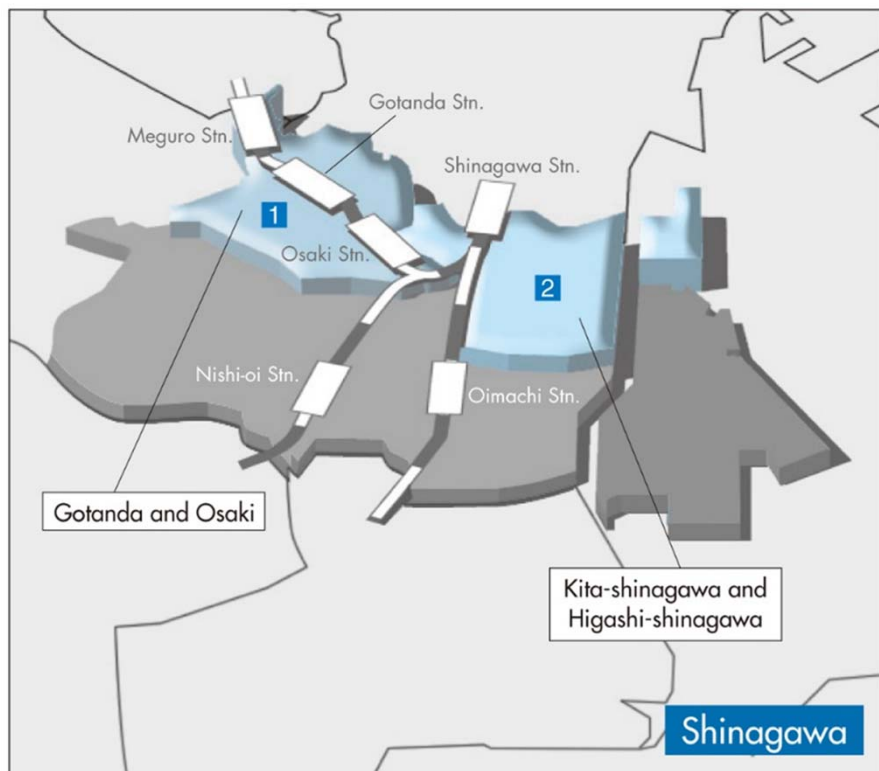
Floor Plate Size	Rent (¥/tsubo)	Deposit (¥/tsubo)
200tsubo or greater	32,200	386,400
100~199tsubo	27,429	329,143
50~99tsubo	23,071	234,491
20~49tsubo	18,062	114,385

## 5 Sasazuka, Hatsudai, Uehara, Motoyoyogi, etc.

Floor Plate Size	Rent (¥/tsubo)	Deposit (¥/tsubo)
200tsubo or greater	17,500	210,000
100~199tsubo	17,750	123,000
50~99tsubo	15,244	114,388
20~49tsubo	12,944	57,453

\*Above rent fee are including of maintenance fee.

# Shinagawa Ward



## 1 Higashi-Gotanda, Nishi-Gotanda, Osaki, Kami-Osaki, Osaki, Nishi-Shinagawa

Floor Plate Size	Rent (¥/tsubo)	Deposit (¥/tsubo)
200tsubo or greater	23,588	283,059
100~199tsubo	17,722	203,556
50~99tsubo	16,206	123,498
20~49tsubo	13,121	86,022

## 2 Higashi-Shinagawa, Kita-Shinagawa, Minami-Shinagawa

Floor Plate Size	Rent (¥/tsubo)	Deposit (¥/tsubo)
200tsubo or greater	18,737	218,526
100~199tsubo	14,254	146,342
50~99tsubo	13,923	94,185
20~49tsubo	11,246	44,269

\*Above rent fee are including of maintenance fee.

**Vacancy Rate of Large-Scale Buildings  
(Floor Plate : 200tsubo or Larger)**

