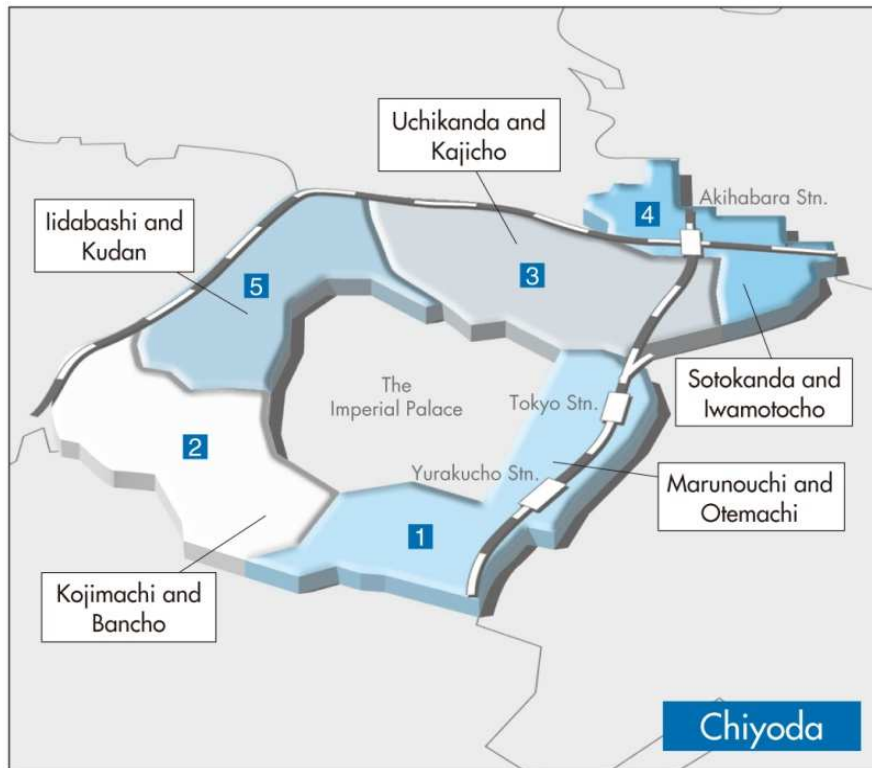
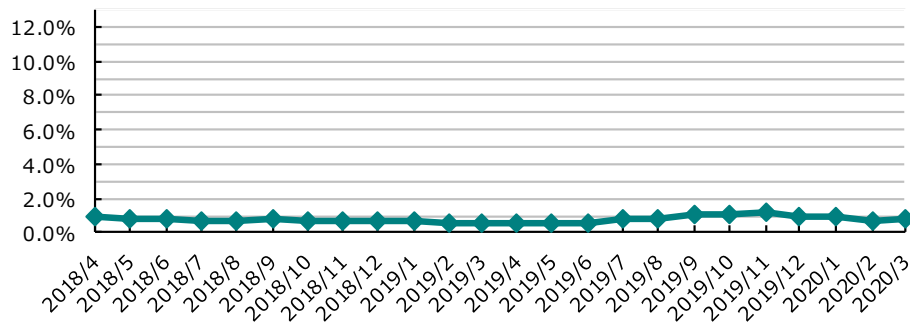


Chiyoda Ward



**Vacancy Rate of Large-Scale Buildings
(Floor Plate : 200tsubo or Larger)**



1 Marunouchi, Otemachi, Yurakucho, Uchisaiwaicho, Kasumigaseki

Floor Plate Size	Rent (¥/tsubo)	Deposit (¥/tsubo)
200tsubo or greater	42,435	507,160
100~199tsubo	34,000	408,000
50~99tsubo	17,983	64,000
20~49tsubo	24,160	241,360

2 Kojimachi, Bancho, Hirakawacho, Kioicho, Hayabusacho, Nagatacho

Floor Plate Size	Rent (¥/tsubo)	Deposit (¥/tsubo)
200tsubo or greater	28,067	334,400
100~199tsubo	22,959	250,698
50~99tsubo	20,872	199,805
20~49tsubo	15,749	112,884

3 Uchi-Kanda, Tacho, Tsukasacho, Mitoshirocho, Sudacho, Kajicho, Awajicho, Ogawamachi, Kanda-Surugadai, Jinbocho, Nishikicho, etc.

Floor Plate Size	Rent (¥/tsubo)	Deposit (¥/tsubo)
200tsubo or greater	28,769	335,846
100~199tsubo	21,283	242,571
50~99tsubo	18,499	173,987
20~49tsubo	14,321	96,054

4 Iwamotocho, Soto-Kanda, Higashi-Kanda, Kanda-Hirakawacho, Konyacho, Izumicho, Matsunagacho, Aioicho, Sakumacho, Kanda-Matsunagacho, etc.

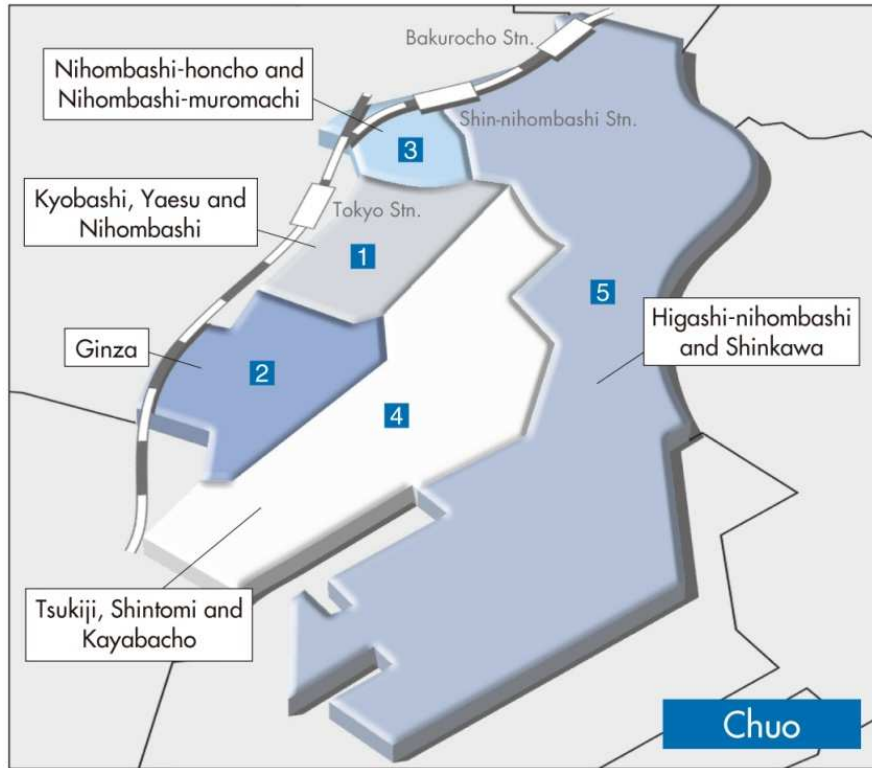
Floor Plate Size	Rent (¥/tsubo)	Deposit (¥/tsubo)
200tsubo or greater	33,000	396,000
100~199tsubo	20,254	195,911
50~99tsubo	16,068	143,719
20~49tsubo	13,813	96,631

5 Iidabashi, Fujimi, Kudan-Kita, Kudan-Minami

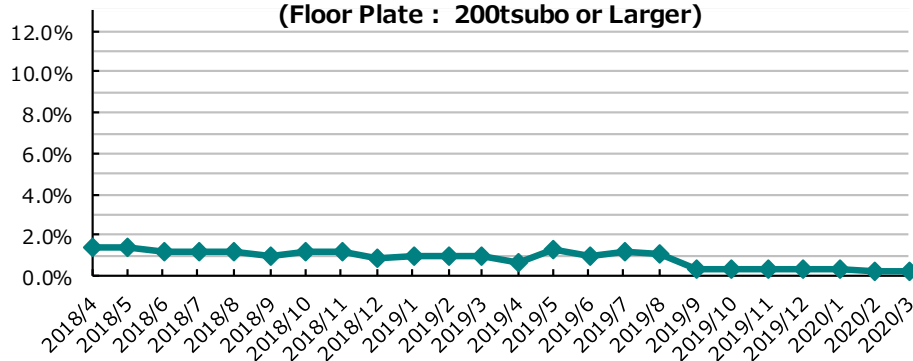
Floor Plate Size	Rent (¥/tsubo)	Deposit (¥/tsubo)
200tsubo or greater	27,000	324,000
100~199tsubo	18,400	200,100
50~99tsubo	16,221	139,905
20~49tsubo	14,368	101,998

*Above rent fee are including of maintenance fee. **1 tsubo ≒ 3.3 sq.m ≒ 35.58 sq. feet

Chuo Ward



**Vacancy Rate of Large-Scale Buildings
(Floor Plate : 200tsubo or Larger)**



1 Kyobashi, Yaesu, Nihonbashi

Floor Plate Size	Rent (¥/tsubo)	Deposit (¥/tsubo)
200tsubo or greater	35,611	418,667
100~199tsubo	27,556	316,667
50~99tsubo	24,543	250,245
20~49tsubo	19,348	173,699

2 Ginza

Floor Plate Size	Rent (¥/tsubo)	Deposit (¥/tsubo)
200tsubo or greater	32,545	382,364
100~199tsubo	26,818	277,182
50~99tsubo	25,110	246,408
20~49tsubo	21,770	182,195

3 Nihonbashi-Honcho, Nihonbashi-Muromachi, Nihonbashi-Hongokucho

Floor Plate Size	Rent (¥/tsubo)	Deposit (¥/tsubo)
200tsubo or greater	32,600	391,200
100~199tsubo	21,500	210,333
50~99tsubo	18,167	184,754
20~49tsubo	16,427	134,478

4 Tsukiji, Shintomi, Kabutocho, Kayabacho, Hatchobori

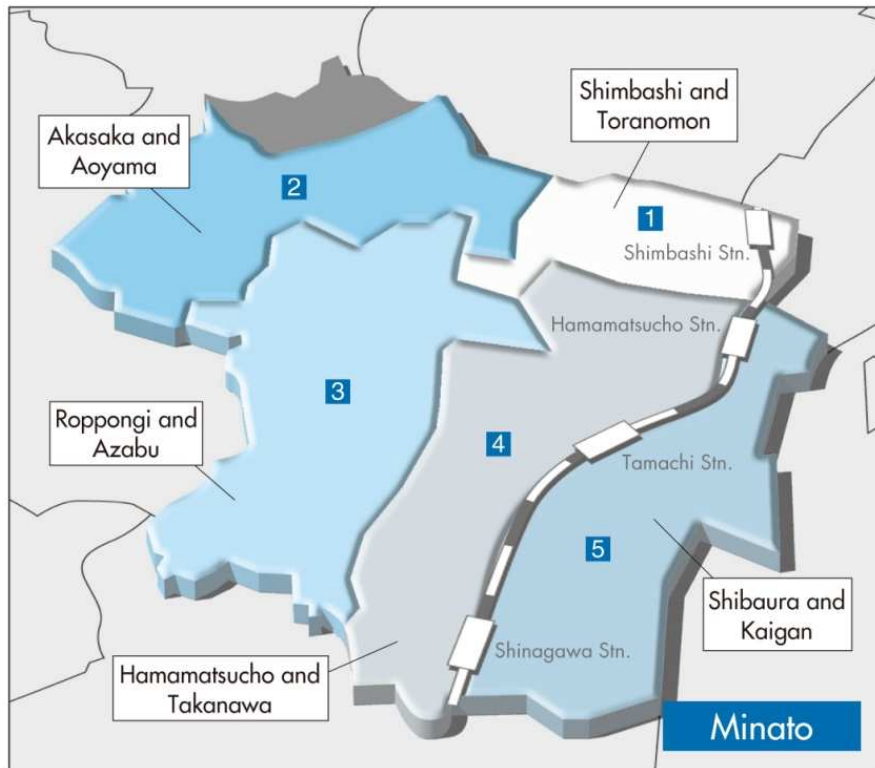
Floor Plate Size	Rent (¥/tsubo)	Deposit (¥/tsubo)
200tsubo or greater	23,433	266,222
100~199tsubo	23,686	276,959
50~99tsubo	15,377	132,974
20~49tsubo	14,663	107,942

5 Kobunecho, Ningyocho, Kakigaracho, Hakozaicho, Odenmachi, Kodenmachi, Kachidoki, Harumi, Horidomecho, Higashi-Nihonbashi, Irifune, Shinkawa, Hamacho, etc.

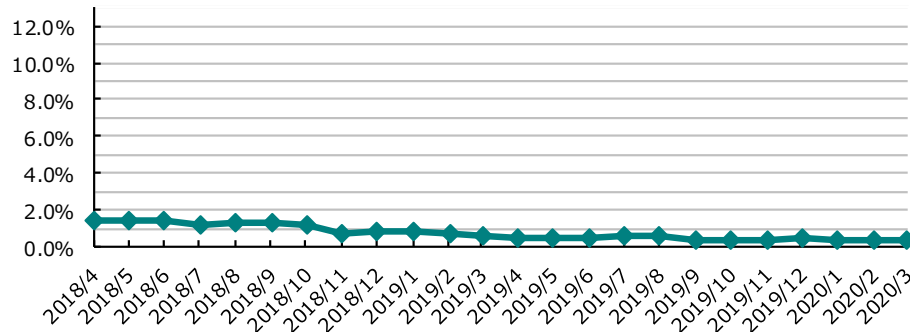
Floor Plate Size	Rent (¥/tsubo)	Deposit (¥/tsubo)
200tsubo or greater	19,964	234,429
100~199tsubo	17,564	196,239
50~99tsubo	15,458	134,344
20~49tsubo	12,967	87,538

*Above rent fee are including of maintenance fee. **1 tsubo ≒ 3.3 sq.m ≒ 35.58 sq. feet

Minato Ward



**Vacancy Rate of Large-Scale Buildings
(Floor Plate : 200tsubo or Larger)**



1 Shimbashi, Higashi-Shimbashi, Nishi-Shimbashi, Toranomon, Atago

Floor Plate Size	Rent (¥/tsubo)	Deposit (¥/tsubo)
200tsubo or greater	33,621	399,399
100~199tsubo	24,529	275,576
50~99tsubo	19,198	178,408
20~49tsubo	17,040	135,546

2 Akasaka, Moto-Akasaka, Kita-Aoyama, Minami-Aoyama

Floor Plate Size	Rent (¥/tsubo)	Deposit (¥/tsubo)
200tsubo or greater	34,068	401,114
100~199tsubo	24,787	269,900
50~99tsubo	21,549	197,469
20~49tsubo	19,755	150,687

3 Roppongi, Nishi-Azabu, Higashi-Azabu, Minami-Azabu, Moto-Azabu, Azabudai, Azabu-Juban, Azabu-Mamianacho, Shirokane, Shirokanedai, etc.

Floor Plate Size	Rent (¥/tsubo)	Deposit (¥/tsubo)
200tsubo or greater	32,230	374,178
100~199tsubo	21,060	228,795
50~99tsubo	18,736	150,118
20~49tsubo	18,006	115,569

4 Hamamatsucho, Shibadaimon, Shibakoen, Shiba, Mita, Takanawa

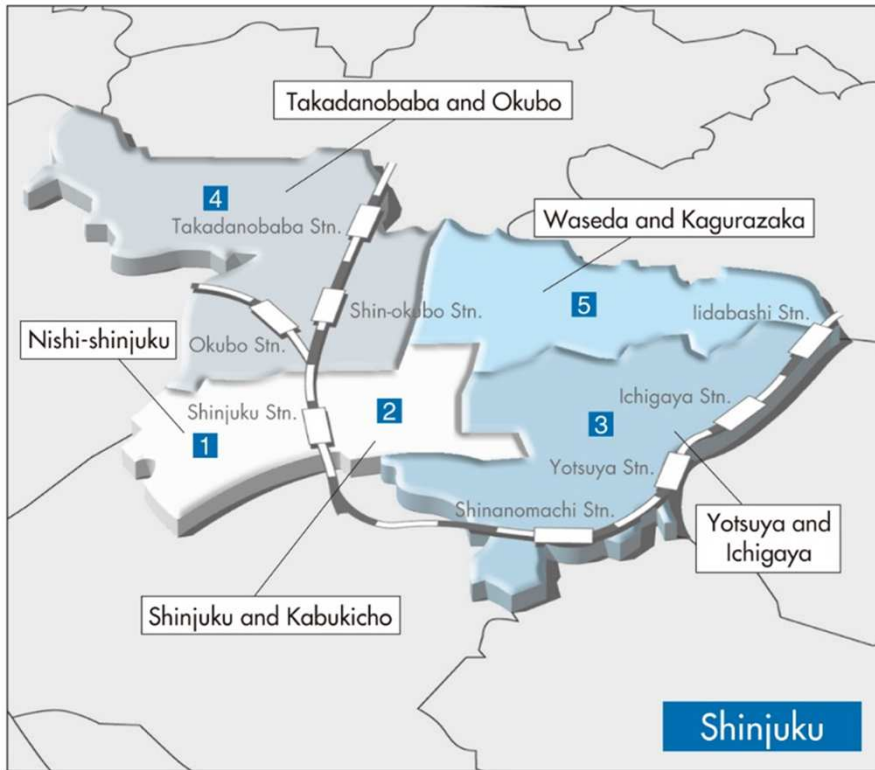
Floor Plate Size	Rent (¥/tsubo)	Deposit (¥/tsubo)
200tsubo or greater	26,400	316,800
100~199tsubo	22,333	242,833
50~99tsubo	19,879	184,161
20~49tsubo	15,356	106,499

5 Konan, Daiba, Shibaura, Kaigan

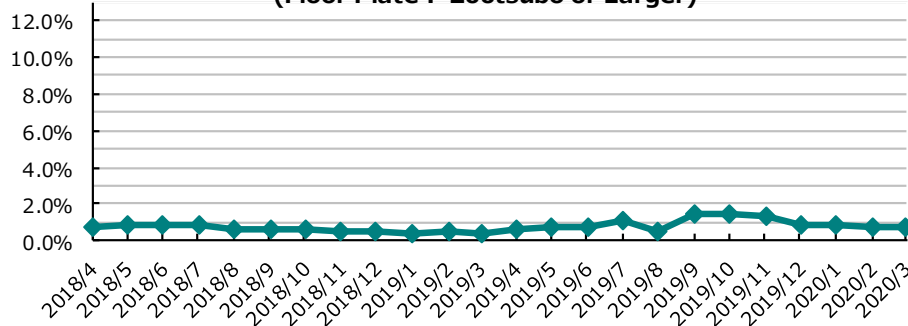
Floor Plate Size	Rent (¥/tsubo)	Deposit (¥/tsubo)
200tsubo or greater	26,217	305,165
100~199tsubo	20,056	217,556
50~99tsubo	18,194	176,777
20~49tsubo	14,889	81,159

*Above rent fee are including of maintenance fee . **1 tsubo ÷ 3.3 sq.m ÷ 35.58 sq. feet

Shinjuku Ward



Vacancy Rate of Large-Scale Buildings
(Floor Plate : 200tsubo or Larger)



1 Nishi-Shinjuku

Floor Plate Size	Rent (¥/tsubo)	Deposit (¥/tsubo)
200tsubo or greater	30,148	345,437
100~199tsubo	23,407	238,434
50~99tsubo	18,433	143,821
20~49tsubo	18,513	124,287

2 Shinjuku, Kabukicho

Floor Plate Size	Rent (¥/tsubo)	Deposit (¥/tsubo)
200tsubo or greater	29,333	352,000
100~199tsubo	19,550	189,297
50~99tsubo	17,431	131,851
20~49tsubo	15,918	98,560

3 Yotsuya, Ichigaya, Daikyocho, Shinanomachi, Arakicho, Tomihisacho, etc.

Floor Plate Size	Rent (¥/tsubo)	Deposit (¥/tsubo)
200tsubo or greater	23,600	267,600
100~199tsubo	19,667	217,889
50~99tsubo	14,169	91,537
20~49tsubo	13,538	82,811

4 Takadanobaba, Okubo, Hyakunincho, Kita-Shinjuku, etc.

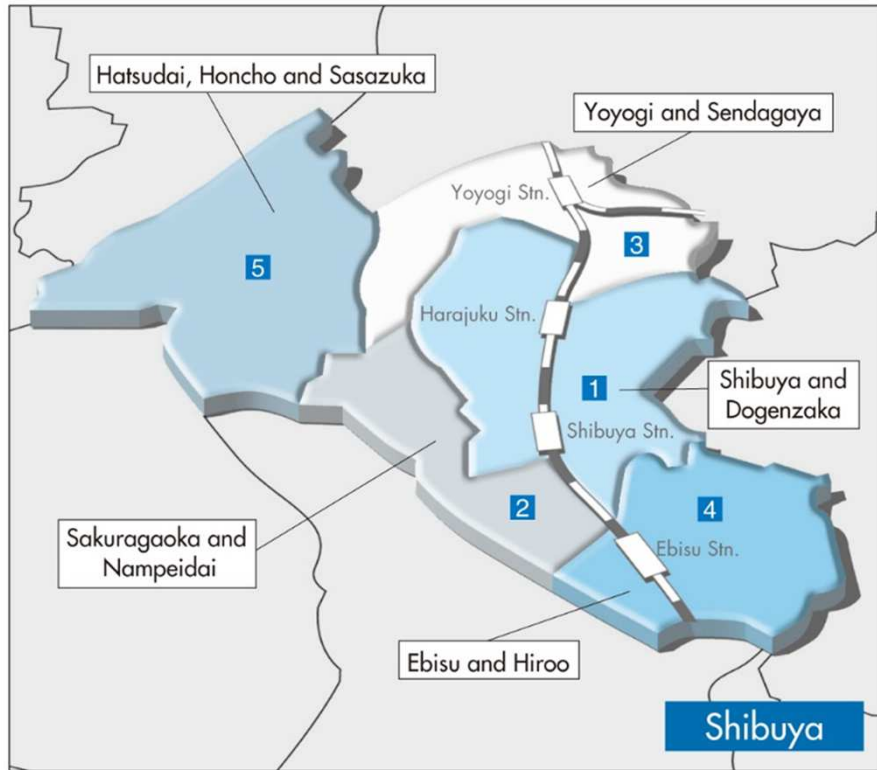
Floor Plate Size	Rent (¥/tsubo)	Deposit (¥/tsubo)
200tsubo or greater	30,000	360,000
100~199tsubo	17,997	190,902
50~99tsubo	14,098	94,684
20~49tsubo	13,116	61,955

5 Waseda, Kagurazaka, etc.

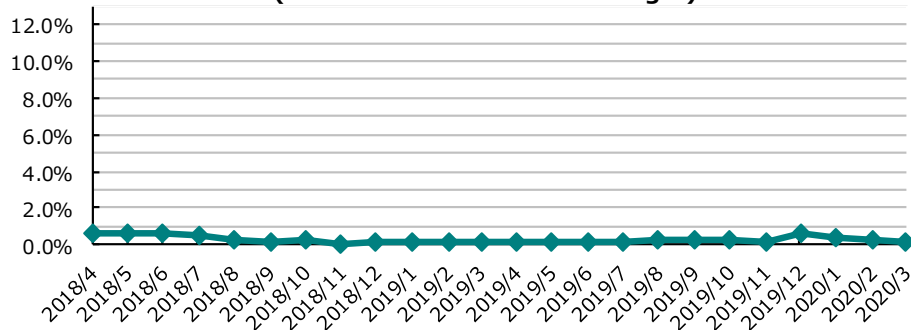
Floor Plate Size	Rent (¥/tsubo)	Deposit (¥/tsubo)
200tsubo or greater	25,500	306,000
100~199tsubo	21,083	200,000
50~99tsubo	13,942	80,009
20~49tsubo	11,784	52,985

*Above rent fee are including of maintenance fee **1 tsubo ≒ 3.3 sq.m ≒ 35.58 sq. feet

Shibuya Ward



**Vacancy Rate of Large-Scale Buildings
(Floor Plate : 200tsubo or Larger)**



1 Shibuya, Jingumae, Jinnan, Udagawacho, Dogenzaka

Floor Plate Size	Rent (¥/tsubo)	Deposit (¥/tsubo)
200tsubo or greater	34,333	391,667
100~199tsubo	31,278	357,000
50~99tsubo	24,491	223,498
20~49tsubo	24,358	177,863

2 Sakuragaokacho, Nanpeidaicho, etc.

Floor Plate Size	Rent (¥/tsubo)	Deposit (¥/tsubo)
200tsubo or greater	37,667	452,000
100~199tsubo	29,500	343,250
50~99tsubo	23,242	218,952
20~49tsubo	19,212	139,132

3 Yoyogi, Sendagaya

Floor Plate Size	Rent (¥/tsubo)	Deposit (¥/tsubo)
200tsubo or greater	30,333	364,000
100~199tsubo	25,833	310,000
50~99tsubo	19,287	143,413
20~49tsubo	18,286	108,867

4 Ebisu, Hiroo, Daikanyamacho, Higashi, Sarugakucho, etc.

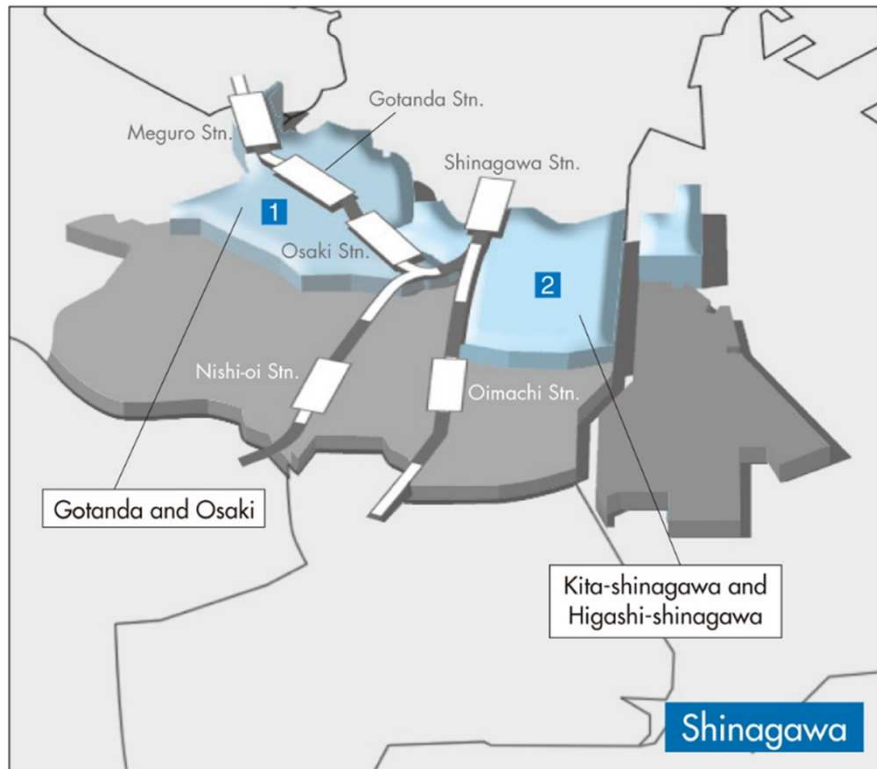
Floor Plate Size	Rent (¥/tsubo)	Deposit (¥/tsubo)
200tsubo or greater	35,500	426,000
100~199tsubo	28,662	343,947
50~99tsubo	23,747	219,660
20~49tsubo	19,219	134,753

5 Sasazuka, Hatsudai, Uehara, Motoyoyogi, etc.

Floor Plate Size	Rent (¥/tsubo)	Deposit (¥/tsubo)
200tsubo or greater	20,666	203,659
100~199tsubo	15,914	126,803
50~99tsubo	15,205	123,324
20~49tsubo	13,445	60,921

*Above rent fee are including of maintenance fee.. **1 tsubo ≙ 3.3 sq.m ≙ 35.58 sq. feet

Shinagawa Ward



1 Higashi-Gotanda, Nishi-Gotanda, Osaki, Kami-Osaki, Osaki, Nishi-Shinagawa

Floor Plate Size	Rent (¥/tsubo)	Deposit (¥/tsubo)
200tsubo or greater	26,333	316,000
100~199tsubo	21,188	236,353
50~99tsubo	18,244	158,042
20~49tsubo	14,912	91,425

2 Higashi-Shinagawa, Kita-Shinagawa, Minami-Shinagawa

Floor Plate Size	Rent (¥/tsubo)	Deposit (¥/tsubo)
200tsubo or greater	19,059	212,117
100~199tsubo	14,000	160,800
50~99tsubo	12,352	83,735
20~49tsubo	13,335	72,206

*Above rent fee are including of maintenance fee. **1 tsubo ÷ 3.3 sq.m ÷ 35.58 sq. feet

**Vacancy Rate of Large-Scale Buildings
(Floor Plate : 200tsubo or Larger)**

