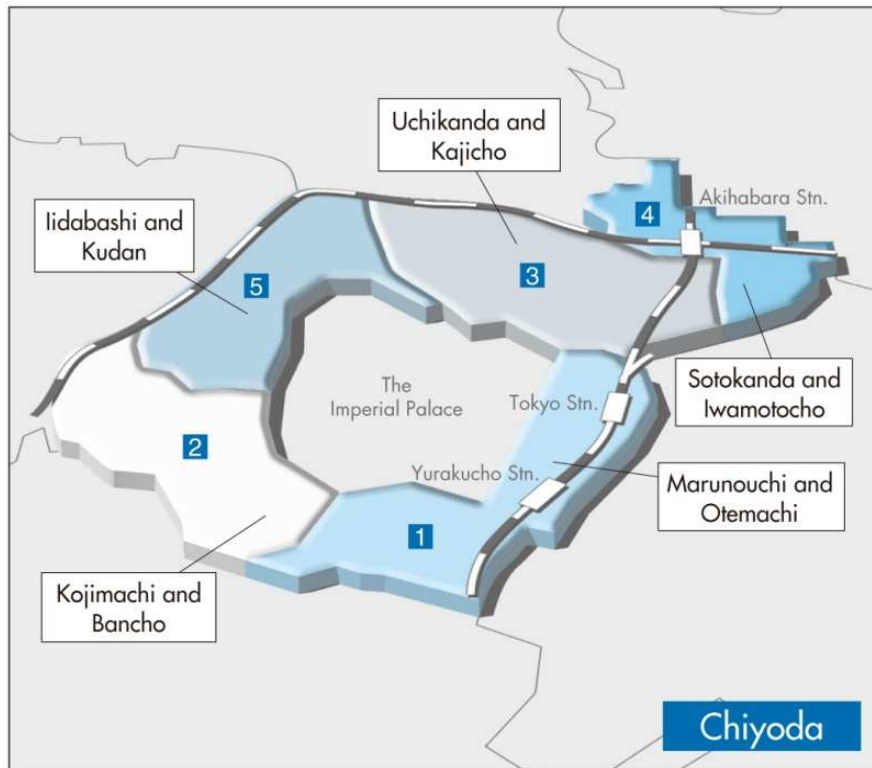
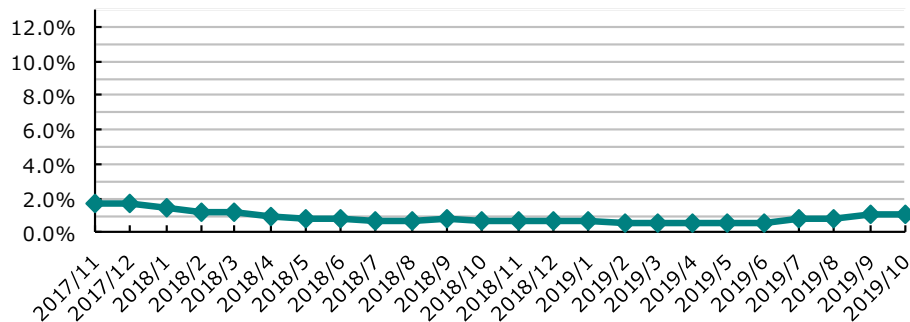


Chiyoda Ward



**Vacancy Rate of Large-Scale Buildings
(Floor Plate : 200tsubo or Larger)**



1 Marunouchi, Otemachi, Yurakucho, Uchisaiwaicho, Kasumigaseki

Floor Plate Size	Rent (¥/tsubo)	Deposit (¥/tsubo)
200tsubo or greater	41,838	500,039
100~199tsubo	33,333	400,000
50~99tsubo	insufficient data	insufficient data
20~49tsubo	25,600	226,267

2 Kojimachi, Bancho, Hirakawacho, Kioicho, Hayabusacho, Nagatacho

Floor Plate Size	Rent (¥/tsubo)	Deposit (¥/tsubo)
200tsubo or greater	25,250	303,000
100~199tsubo	22,661	245,673
50~99tsubo	20,604	187,304
20~49tsubo	15,196	98,586

3 Uchi-Kanda, Tacho, Tsukasacho, Mitoshirocho, Sudacho, Kajicho, Awajicho, Ogawamachi, Kanda-Surugadai, Jinbocho, Nishikicho, etc.

Floor Plate Size	Rent (¥/tsubo)	Deposit (¥/tsubo)
200tsubo or greater	28,765	345,176
100~199tsubo	21,500	243,129
50~99tsubo	17,562	162,590
20~49tsubo	13,919	90,036

4 Iwamotocho, Soto-Kanda, Higashi-Kanda, Kanda-Hirakawacho, Konyacho, Izumicho, Matsunagacho, Aioicho, Sakumacho, Kanda-Matsunagacho, etc.

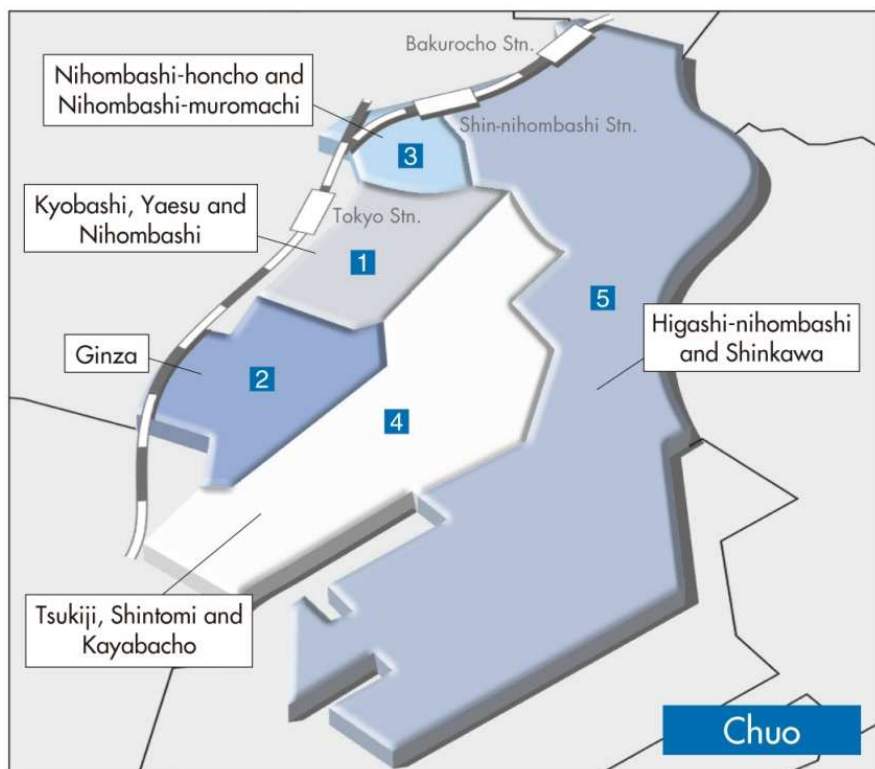
Floor Plate Size	Rent (¥/tsubo)	Deposit (¥/tsubo)
200tsubo or greater	28,750	345,000
100~199tsubo	19,991	208,506
50~99tsubo	14,777	125,708
20~49tsubo	13,419	88,281

5 Iidabashi, Fujimi, Kudan-Kita, Kudan-Minami

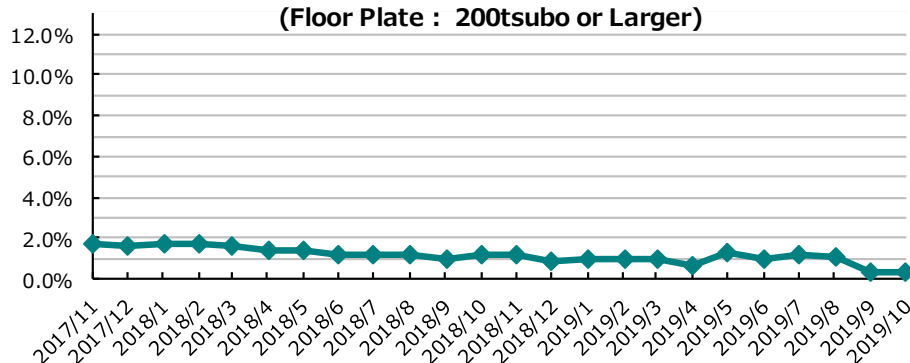
Floor Plate Size	Rent (¥/tsubo)	Deposit (¥/tsubo)
200tsubo or greater	24,625	295,500
100~199tsubo	17,600	183,300
50~99tsubo	17,075	135,018
20~49tsubo	14,008	98,673

*Above rent fee are including of maintenance fee. *Insufficient Data' indicates less than 4 buildings was available in the area.

Chuo Ward



**Vacancy Rate of Large-Scale Buildings
(Floor Plate : 200tsubo or Larger)**



1 Kyobashi, Yaesu, Nihonbashi

Floor Plate Size	Rent (¥/tsubo)	Deposit (¥/tsubo)
200tsubo or greater	33,800	397,800
100~199tsubo	29,500	336,000
50~99tsubo	22,386	195,096
20~49tsubo	17,763	154,560

2 Ginza

Floor Plate Size	Rent (¥/tsubo)	Deposit (¥/tsubo)
200tsubo or greater	31,600	354,700
100~199tsubo	26,063	276,904
50~99tsubo	23,533	224,592
20~49tsubo	21,997	181,931

3 Nihonbashi-Honcho, Nihonbashi-Muromachi, Nihonbashi-Hongokucho

Floor Plate Size	Rent (¥/tsubo)	Deposit (¥/tsubo)
200tsubo or greater	26,714	293,571
100~199tsubo	23,375	242,750
50~99tsubo	15,591	158,091
20~49tsubo	16,268	125,668

4 Tsukiji, Shintomi, Kabutocho, Kayabacho, Hatchobori

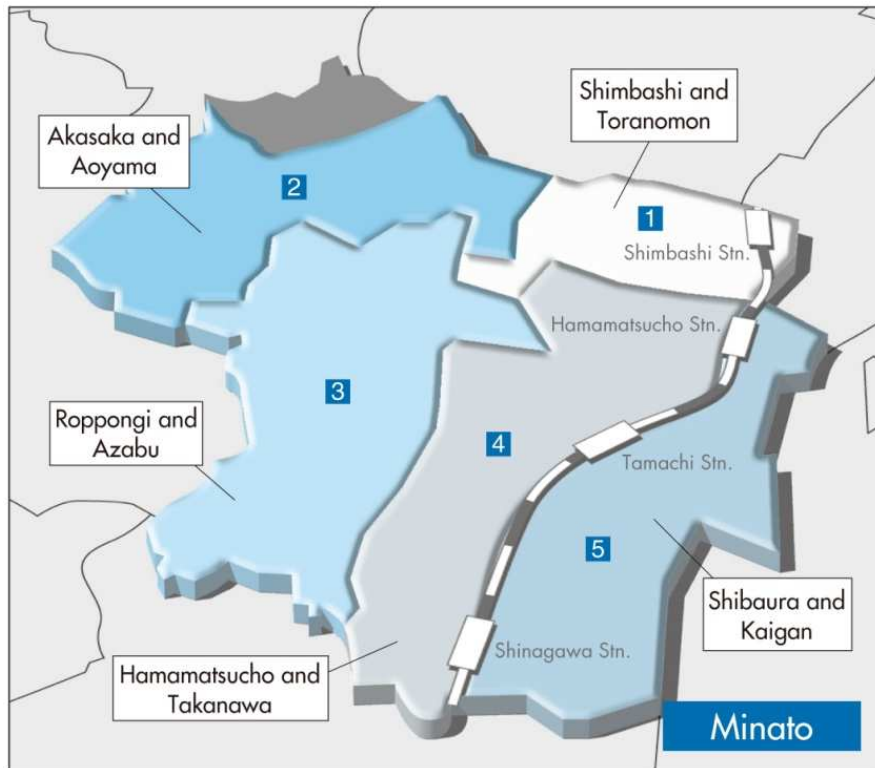
Floor Plate Size	Rent (¥/tsubo)	Deposit (¥/tsubo)
200tsubo or greater	24,890	285,200
100~199tsubo	21,357	250,571
50~99tsubo	15,596	133,652
20~49tsubo	14,317	102,934

5 Kobuncho, Ningyocho, Kakigaracho, Hakozaicho, Odenmachi, Kodenmachi, Kachidoki, Harumi, Horidomecho, Higashi-Nihonbashi, Irifune, Shinkawa, Hamacho, etc.

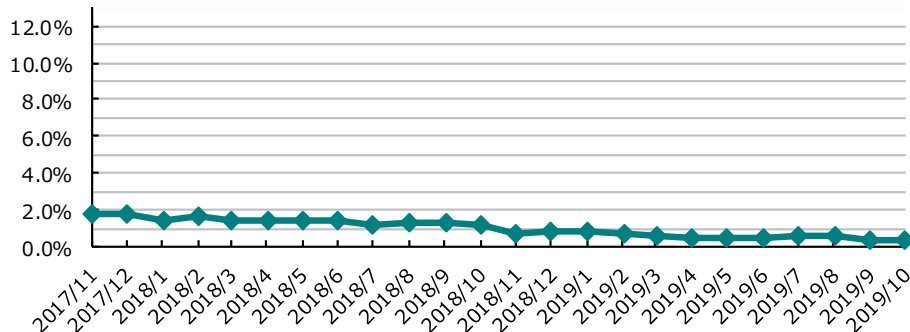
Floor Plate Size	Rent (¥/tsubo)	Deposit (¥/tsubo)
200tsubo or greater	19,000	225,125
100~199tsubo	16,278	172,908
50~99tsubo	15,116	130,486
20~49tsubo	12,300	76,726

*Above rent fee are including of maintenance fee.

Minato Ward



**Vacancy Rate of Large-Scale Buildings
(Floor Plate : 200tsubo or Larger)**



1 Shimbashi, Higashi-Shimbashi, Nishi-Shimbashi, Toranomom, Atago

Floor Plate Size	Rent (¥/tsubo)	Deposit (¥/tsubo)
200tsubo or greater	31,243	373,604
100~199tsubo	23,959	258,906
50~99tsubo	18,920	178,819
20~49tsubo	16,882	133,214

2 Akasaka, Moto-Akasaka, Kita-Aoyama, Minami-Aoyama

Floor Plate Size	Rent (¥/tsubo)	Deposit (¥/tsubo)
200tsubo or greater	32,183	372,193
100~199tsubo	24,069	254,410
50~99tsubo	20,387	178,956
20~49tsubo	20,006	149,170

3 Roppongi, Nishi-Azabu, Higashi-Azabu, Minami-Azabu, Moto-Azabu, Azabudai, Azabu-Juban, Azabu-Mamianacho, Shirokane, Shirokanedai, etc.

Floor Plate Size	Rent (¥/tsubo)	Deposit (¥/tsubo)
200tsubo or greater	30,278	363,333
100~199tsubo	22,007	241,596
50~99tsubo	17,646	134,358
20~49tsubo	18,550	117,775

4 Hamamatsucho, Shibadaimon, Shibakoen, Shiba, Mita, Takanawa

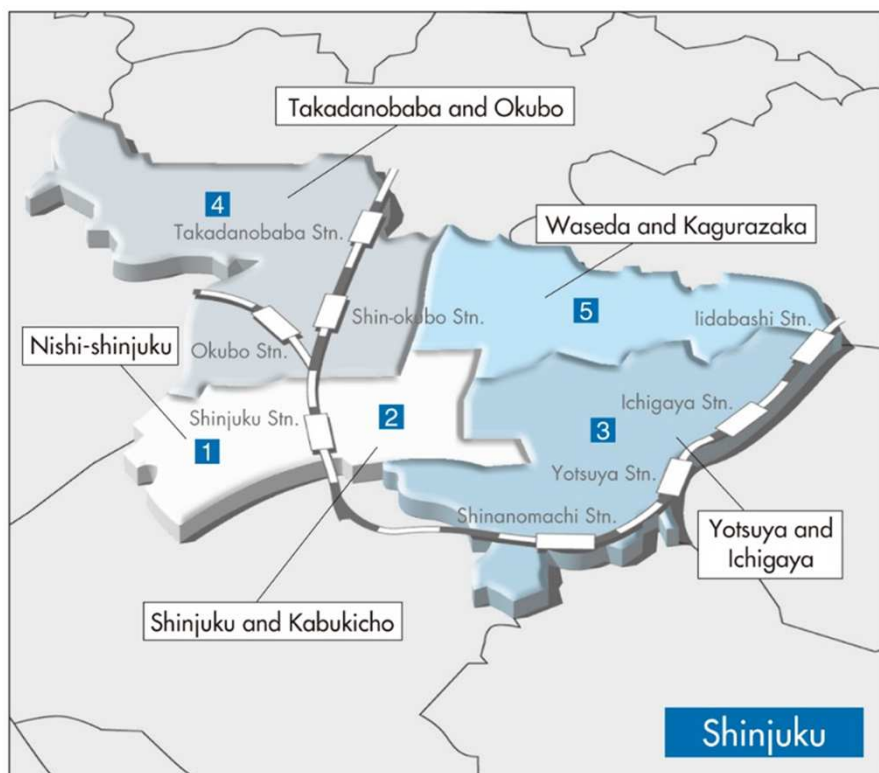
Floor Plate Size	Rent (¥/tsubo)	Deposit (¥/tsubo)
200tsubo or greater	26,294	315,529
100~199tsubo	21,443	235,743
50~99tsubo	16,852	157,741
20~49tsubo	14,643	96,695

5 Konan, Daiba, Shibaura, Kaigan

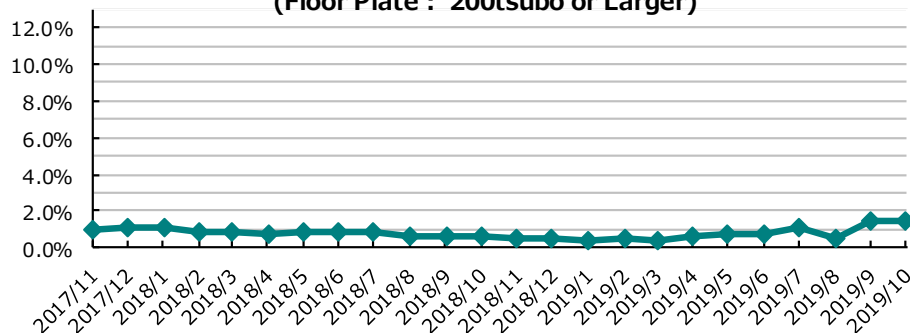
Floor Plate Size	Rent (¥/tsubo)	Deposit (¥/tsubo)
200tsubo or greater	26,185	309,067
100~199tsubo	19,750	213,750
50~99tsubo	15,574	128,323
20~49tsubo	13,425	61,678

*Above rent fee are including of maintenance fee.

Shinjuku Ward



Vacancy Rate of Large-Scale Buildings
(Floor Plate : 200tsubo or Larger)



1 Nishi-Shinjuku

Floor Plate Size	Rent (¥/tsubo)	Deposit (¥/tsubo)
200tsubo or greater	28,173	327,338
100~199tsubo	23,107	256,514
50~99tsubo	19,499	176,156
20~49tsubo	19,384	144,643

2 Shinjuku, Kabukicho

Floor Plate Size	Rent (¥/tsubo)	Deposit (¥/tsubo)
200tsubo or greater	29,500	354,000
100~199tsubo	18,746	178,512
50~99tsubo	15,982	107,171
20~49tsubo	15,590	96,699

3 Yotsuya, Ichigaya, Daikyocho, Shinanomachi, Arakicho, Tomihisacho, etc.

Floor Plate Size	Rent (¥/tsubo)	Deposit (¥/tsubo)
200tsubo or greater	31,000	372,000
100~199tsubo	18,531	184,249
50~99tsubo	14,330	96,756
20~49tsubo	12,910	71,097

4 Takadanobaba, Okubo, Hyakunincho, Kita-Shinjuku, etc.

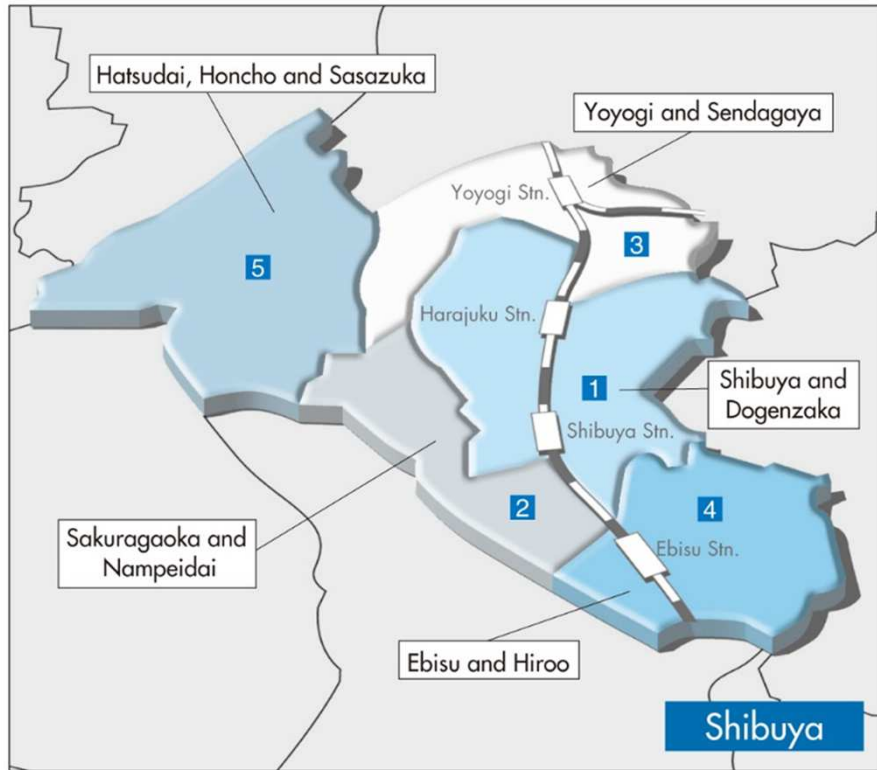
Floor Plate Size	Rent (¥/tsubo)	Deposit (¥/tsubo)
200tsubo or greater	20,500	246,000
100~199tsubo	17,450	186,800
50~99tsubo	13,058	67,708
20~49tsubo	12,670	59,993

5 Waseda, Kagurazaka, etc.

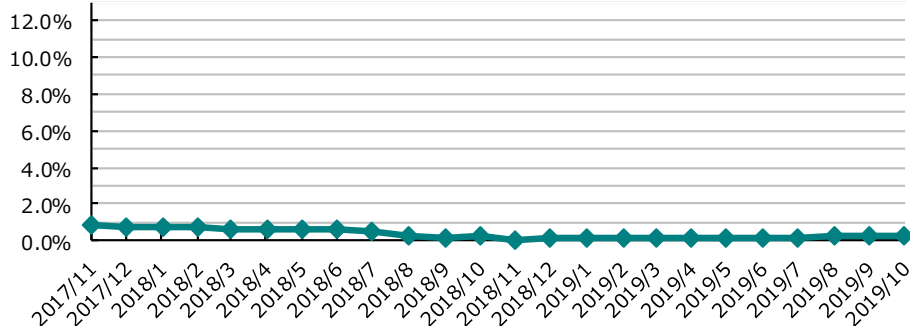
Floor Plate Size	Rent (¥/tsubo)	Deposit (¥/tsubo)
200tsubo or greater	25,500	306,000
100~199tsubo	18,750	225,000
50~99tsubo	14,416	94,947
20~49tsubo	11,531	53,218

*Above rent fee are including of maintenance fee.

Shibuya Ward



**Vacancy Rate of Large-Scale Buildings
(Floor Plate : 200tsubo or Larger)**



1 Shibuya, Jingumae, Jinnan, Udagawacho, Dogenzaka

Floor Plate Size	Rent (¥/tsubo)	Deposit (¥/tsubo)
200tsubo or greater	33,417	381,333
100~199tsubo	30,727	340,182
50~99tsubo	24,552	244,428
20~49tsubo	23,348	168,923

2 Sakuragaokacho, Nanpeidaicho, etc.

Floor Plate Size	Rent (¥/tsubo)	Deposit (¥/tsubo)
200tsubo or greater	35,250	422,997
100~199tsubo	29,714	356,571
50~99tsubo	23,176	218,147
20~49tsubo	17,186	114,146

3 Yoyogi, Sendagaya

Floor Plate Size	Rent (¥/tsubo)	Deposit (¥/tsubo)
200tsubo or greater	28,750	345,000
100~199tsubo	22,800	238,000
50~99tsubo	19,820	148,011
20~49tsubo	16,570	90,874

4 Ebisu, Hiroo, Daikanyamacho, Higashi, Sarugakucho, etc.

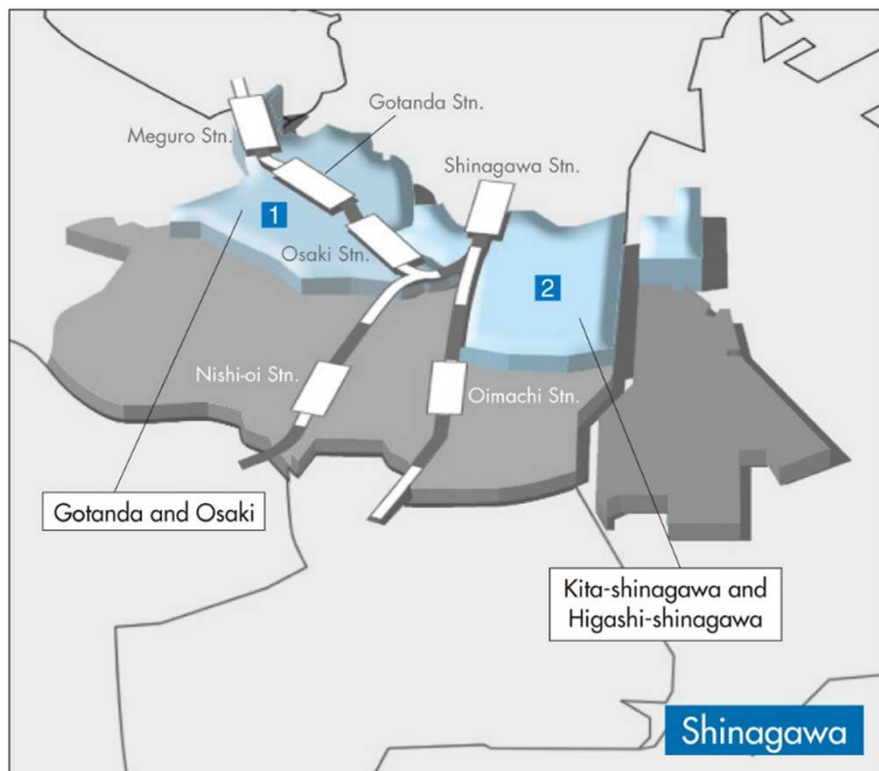
Floor Plate Size	Rent (¥/tsubo)	Deposit (¥/tsubo)
200tsubo or greater	33,750	405,000
100~199tsubo	28,091	324,286
50~99tsubo	22,013	201,036
20~49tsubo	18,459	127,559

5 Sasazuka, Hatsudai, Uehara, Motoyoyogi, etc.

Floor Plate Size	Rent (¥/tsubo)	Deposit (¥/tsubo)
200tsubo or greater	18,750	182,500
100~199tsubo	15,935	139,603
50~99tsubo	14,954	110,165
20~49tsubo	12,855	55,423

*Above rent fee are including of maintenance fee.

Shinagawa Ward



1 Higashi-Gotanda, Nishi-Gotanda, Osaki, Kami-Osaki, Osaki, Nishi-Shinagawa

Floor Plate Size	Rent (¥/tsubo)	Deposit (¥/tsubo)
200tsubo or greater	24,538	294,462
100~199tsubo	18,467	200,800
50~99tsubo	17,031	146,657
20~49tsubo	13,894	80,197

2 Higashi-Shinagawa, Kita-Shinagawa, Minami-Shinagawa

Floor Plate Size	Rent (¥/tsubo)	Deposit (¥/tsubo)
200tsubo or greater	19,250	221,625
100~199tsubo	14,429	168,000
50~99tsubo	13,134	102,778
20~49tsubo	11,754	44,100

*Above rent fee are including of maintenance fee.

**Vacancy Rate of Large-Scale Buildings
(Floor Plate : 200tsubo or Larger)**

